

"BC-02" 20 GA CHANNEL CAP W/  
14. - 13 x 1.5" TRU DP1 12" O/C. W/  
BUTYL SEALANT AT FLANGES  
(MARRY TO VERTICAL SEALANT)

15. - 13 x 1.3" TRU DP1 W/ "RP-02"  
BARBED MEMBRANE PLATE 6" O/C

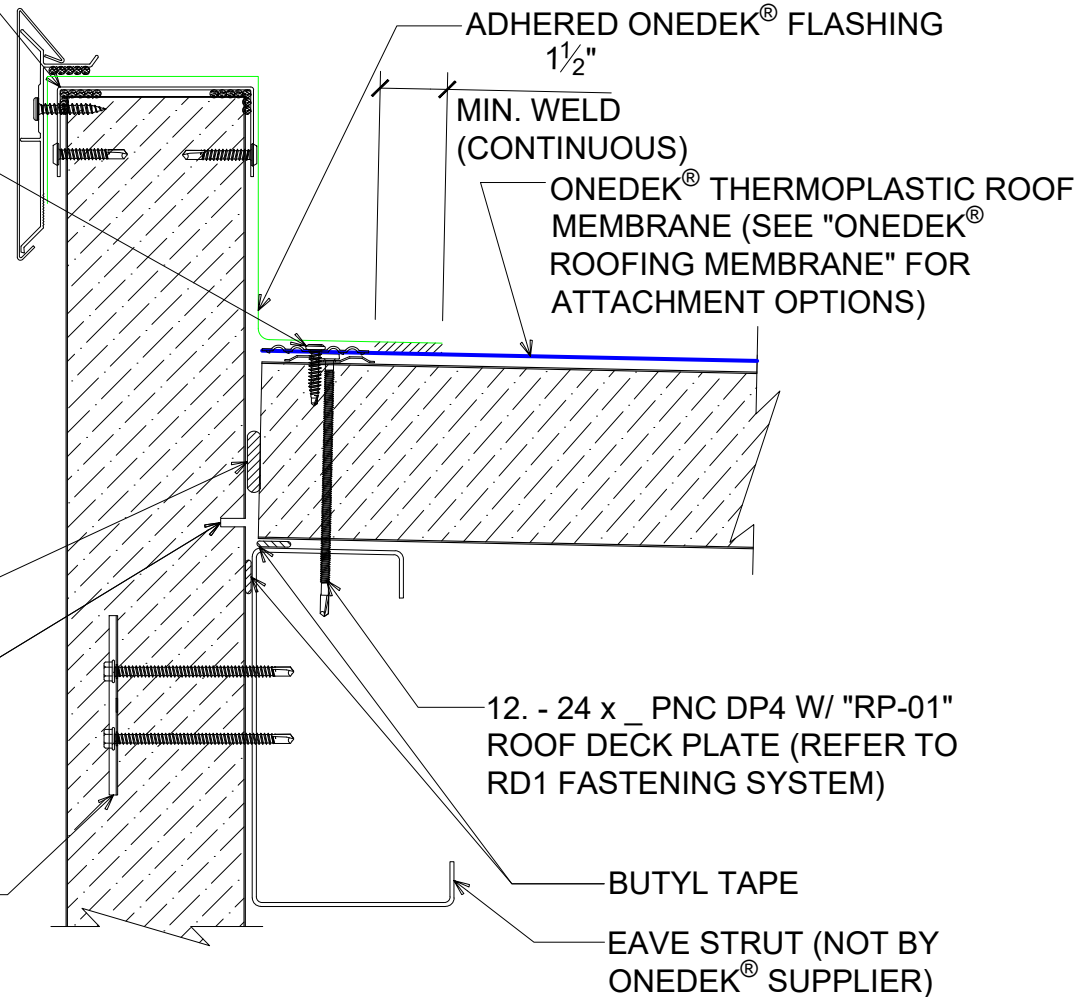
NOTE: REFER TO DETAIL \_E FOR  
EDGE METAL ASSEMBLY  
INFORMATION.

NOTE: BUTYL SEALANT AT WALL  
JOINERY NOT SHOWN FOR CLARITY.  
ENSURE ALL SEALANTS MARRY TO  
CREATE A THERMAL ENVELOPE.

FILL VOID WITH ONE-PART  
EXPANDING FOAM SEALANT

CONTINUOUS THERMAL  
CUT FOR COLD STORAGE  
APPLICATIONS

"WC-01" PANEL CLIP W/  
( $\frac{1}{4}$ ) - 14 x \_ HWH DP3 W/O  
WASHER AT PANEL JOINT



## # PARAPET W/ EDGE METAL (HIGH EAVE)

(SECTION VIEW)

DETAIL:

PARAPET W/ EDGE METAL (HIGH EAVE)

929 ALDRIDGE ROAD  
VACAVILLE, CA 95688  
TEL: (707) 359-2280  
FAX: (707) 359-2286  
WWW.AWIPANELS.COM

**All Weather**  
Insulated Panels



APPLICATION:  
RD1 ROOF DECK, COMMERCIAL & INDUSTRIAL, COLD-STORAGE

AWIP DETAIL NUMBER:  
RDR-CICS-HEW-005

DATE:  
11/06/23

DRAWN BY:  
MMF

SHEET:

1

OF  
1

"BC-02" 20 GA CHANNEL CAP W/  
14. - 13 x 1.5" TRU DP1 12" O/C. W/  
BUTYL SEALANT AT FLANGES  
(MARRY TO VERTICAL SEALANT)

#14 x 1 1/2" UNIVERSAL  
FASTENER 12" O/C

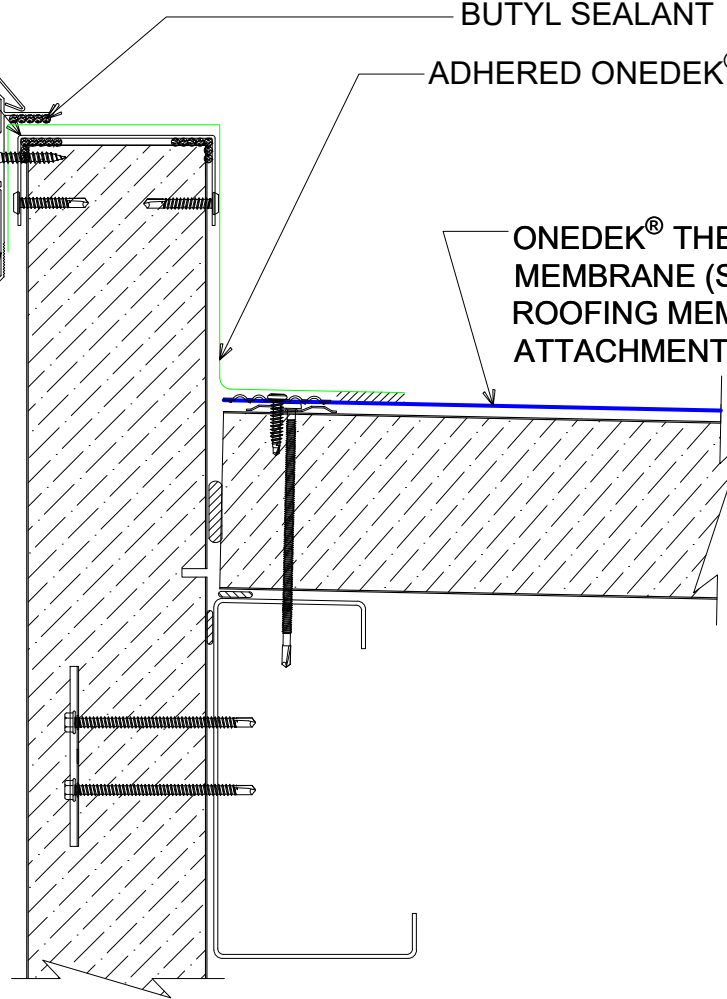
AF-55 FASCIA COVER (12'-0"  
LENGTHS)

ANCHOR BAR EXTRUDED

BUTYL SEALANT

ADHERED ONEDEK® FLASHING

ONEDEK® THERMOPLASTIC ROOF  
MEMBRANE (SEE "ONEDEK®  
ROOFING MEMBRANE" FOR  
ATTACHMENT OPTIONS)



## #E PARAPET W/ EDGE METAL (HIGH EAVE)

(SECTION VIEW)

DETAIL:

PARAPET W/ EDGE METAL (HIGH EAVE), AF-55

APPLICATION:

RD1 ROOF DECK, COMMERCIAL & INDUSTRIAL, COLD-STORAGE

AWIP DETAIL NUMBER:

RDR-CICS-HEW-005

DATE:

11/06/23

DRAWN BY:

MMF

SHEET:

1

OF 1

929 ALDRIDGE ROAD  
VACAVILLE, CA 95688  
TEL: (707) 359-2280  
FAX: (707) 359-2286  
WWW.AWIPANELS.COM

**All Weather**  
Insulated Panels



"BC-02" 20 GA CHANNEL CAP W/  
14. - 13 x 1.5" TRU DP1 12" O/C. W/  
BUTYL SEALANT AT FLANGES  
(MARRY TO VERTICAL SEALANT)

#14 x 1 1/2" UNIVERSAL  
FASTENER 12" O/C

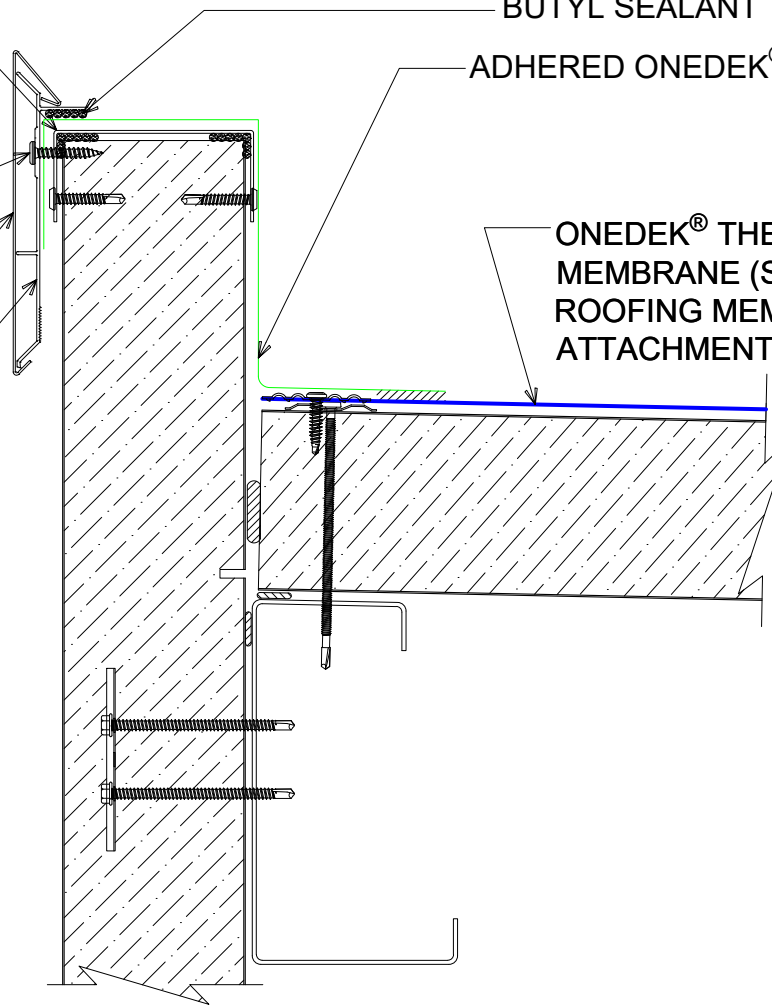
AF-70 FASCIA COVER (12'-0"  
LENGTHS)

ANCHOR BAR EXTRUDED

BUTYL SEALANT

ADHERED ONEDEK® FLASHING

ONEDEK® THERMOPLASTIC ROOF  
MEMBRANE (SEE "ONEDEK®  
ROOFING MEMBRANE" FOR  
ATTACHMENT OPTIONS)



## #E PARAPET W/ EDGE METAL (HIGH EAVE)

(SECTION VIEW)

DETAIL:

PARAPET W/ EDGE METAL (HIGH EAVE), AF-70

APPLICATION:

RD1 ROOF DECK, COMMERCIAL & INDUSTRIAL, COLD-STORAGE

AWIP DETAIL NUMBER:

RDR-CICS-HEW-005

DATE:

11/06/23

DRAWN BY:

MMF

SHEET:

1

OF 1

929 ALDRIDGE ROAD  
VACAVILLE, CA 95688  
TEL: (707) 359-2280  
FAX: (707) 359-2286  
WWW.AWIPANELS.COM

**All Weather**  
Insulated Panels

