



### Features & Benefits

- Panel joinery is designed to permit installation of the panel vertically or horizontally
- Highly efficient and flexible insulated metal panel design is ideal for commercial, industrial and controlled environment applications
- Smooth monolithic aesthetic economically enhancing exterior facades
- Composite design requires one-step installation reducing construction time and costs
- Single component wall design includes exterior aesthetic, weather barrier, insulation and vapor barrier



### Product Specifications

Profile	Exterior	Embossed, Flat		
	Interior	Embossed, Lightly Planked, Mesa Rib		
Exterior Face Skin	22 Gauge G90/AZ50			
Interior Face Skin	26 Gauge G90/AZ50, Optional Gauges: 24 and 22 G90/AZ50, 26 304 2B Stainless Steel			
Panel Module**	40"[1016mm]			
Lengths**	Minimum: 8'[2.43m], Maximum: 40'[12.19m]			
Side Lap	Double Tongue and Groove			
GWP±	5.6 to 10.5 Lb CO <sub>2</sub> eq/ft² [27.3 to 51.1 kg CO <sub>2</sub> eq/m²]			
Core Type	Polyisocyanurate/ PIR			
Thermal Performance†				
Thickness***	2"[51mm]	2.5"[64mm]	3"[76mm]	4"[102mm]
R-Value @ 75°F mean (°F·ft²·h/BTU)	14.4	18	21.6	28.8
U-Value @ 75°F mean (BTU/°F·ft²·h) ‡	0.102	0.088	0.073	0.044
R-Value @ 35°F mean (°F·ft²·h/BTU)	16.4	20.5	24.6	32.8
U-Value @ 35°F mean (BTU/°F·ft²·h) ‡	0.093	0.078	0.064	0.034

\*\* Contact AWIP for Custom Sizes

\*\*\* Contact AWIP for 5" or 6" thick panel availability

† R-Values as tested per ASTM C518

‡ U-Values as tested per ASTM C1363





± Per EPD based on TRACI method from cradle to gate(A1-A3). Lower range based on 2" 26/26 gauge panel. Higher limit based on 6" 22/22 gauge panel. Not all profiles are available in these specific configurations, contact AWIP for more information.



**All Weather**  
Insulated Panels

## Testing &amp; Approvals

Category	Test	Test Title	Results
Fire	FM 4880	Class 1 Fire Rating of Insulated Wall, Ceiling and Roof Panels	Passed: Class 1 Fire Rating of Building Panels or Interior Finish Material
	ASTM E84	Surface Burning Characteristics of Building Materials	Flame Spread Index: 25 or less Smoke Developed Index: 450 or less
	NFPA 285	Evaluation of Fire Propagation Characteristics of Exterior Non-Load Bearing Wall Assemblies	Passed
	NFPA 286	Room Fire Growth for Wall and Ceiling Interior	Passed
	NFPA 268	Standard Test Method for Determining Ignitability of Exterior Wall Assemblies Using a Radiant Heat Energy Source	Assembly tested meets the requirements of the standard
	CAN/ULC S101 - 15 min	Fire Endurance	Maximum 6"[152mm] thick. Vertical and horizontal orientations
	CAN/ULC S102	Flame Spread/Smoke Developed	FSI $\leq$ 20, SDI $\leq$ 195
	CAN/ULC S134	Exterior Wall Assembly	Maximum 6"[152mm] thick. Vertical orientations
	CAN/ULC S138	Room Corner Test	Maximum 6"[152mm] thick. Vertical and horizontal orientations
Water Penetration	ASTM E331	Water Penetration of Exterior Windows, Skylights, Doors and Curtain Walls by Uniform Static Air Pressure Difference	No uncontrolled water penetration at 20 PSF differential pressure for a duration of 2-hours
Air Infiltration	ASTM E283	Rate of Air Leakage Through Exterior Windows, Curtain Walls, and Doors	<0.01 CFM/ft <sup>2</sup> of Panel Area at 20 PSF
Structural	FM 4881	Class 1 Exterior Wall Systems	See FM Approval Guide or contact Technical Services Minimum 2.5"[64mm] thickness
	ASTM E72	Standard Test Methods of Conducting Strength Tests of Panels for Building Construction	See Span Tables
	ASTM E1592	Structural Performance for Sheet Metal and Sidings Systems by Uniform Static Air Pressure Difference	See Span Tables
Thermal	ASTM C518	Steady-State Thermal Transmission	Nominal R-value of 7.2 [hr·ft <sup>2</sup> ·°F/Btu] per inch at 75°F mean temperature and 8.2 [hr·ft <sup>2</sup> ·°F/Btu] per inch at 35°F mean temperature
	ASTM C1363	Thermal Performance of Building Materials and Envelope Assemblies by Means of a Hot Box Apparatus	U-values are tested with 2" and 4" thicknesses. U-values for other thicknesses are interpolated. See U-values in the table on page 1
Code Approvals	FBC	Florida Building Code	FL15060
	IAPMO	Various Building Codes	ER-301

**Accessory Offering - Batten Cap Trim****1.5" BATTEN  
JOINT PLACEMENT****2" BATTEN  
JOINT PLACEMENT****1.5" BATTEN  
JOINT & MID-PANEL PLACEMENT****2" BATTEN  
JOINT & MID-PANEL PLACEMENT**

Scan for the most current  
product information

1 (888) 970-AWIP (2947)  
awippanels.com  
sales@awippanels.com



**All Weather**  
Insulated Panels

©2025 All Weather Insulated Panels (AWIP) - All rights reserved. In accordance with ongoing efforts to improve our products and their performance, AWIP reserves the right to change without notice the specifications herein. These contents are for general information only and are not intended to serve as any type of advice. Every effort is made to ensure the accuracy of the information included herein and it is believed to be accurate and reliable as of the date of publication. AWIP does not warrant or represent the accuracy or reliability of any information included in this brochure. Any reliance on any information without consultation with AWIP or a duly authorized representative shall be at the user's own risk.