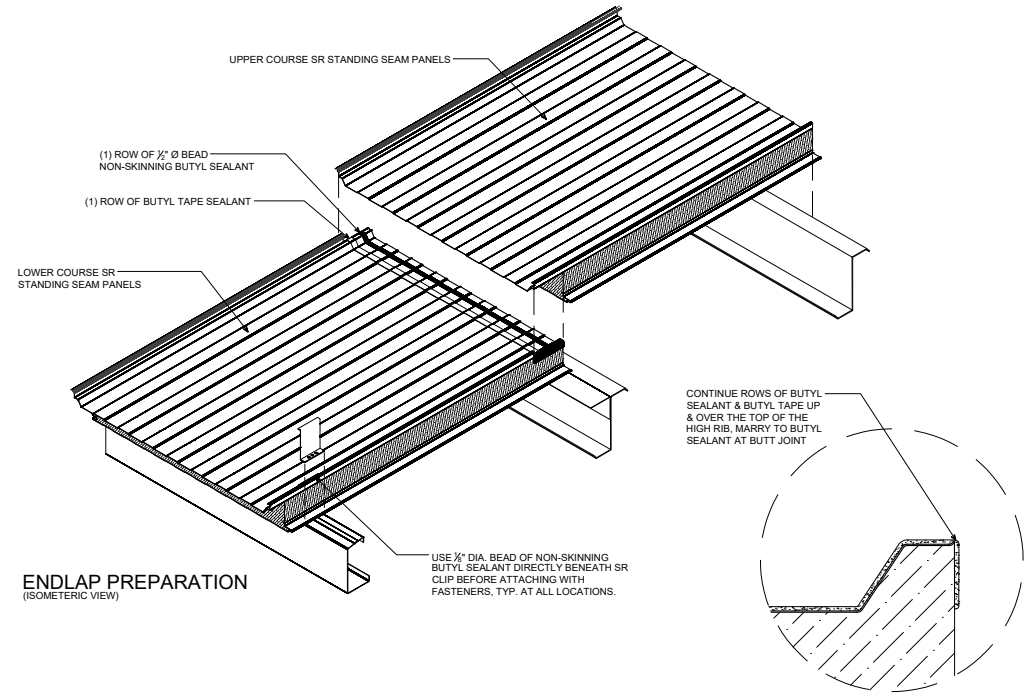


NOTE: CONTRACTOR SHALL REMOVE FOAM FROM ENDLAP CUTBACK IN THE FIELD (DOES NOT APPLY TO FACTORY-REMOVED CUTBACK CONDITIONS). EXTRA CARE SHOULD BE TAKEN TO REMOVE FOAM CLEANLY FROM METAL THAT WILL BE DIRECTLY OVER BUTYL TAPE SEALANT.

USE METAL SNIPS TO CUT OFF THE EXPOSED METAL EDGE AT THE SIDE JOINT FACE AT EACH SIDE OF ROOF PANEL FOR PROPER NESTING OF UPPER COURSE OF OVERLAPPING SR2 ROOF PANEL.

NOTE: CONTRACTOR SHALL REMOVE FOAM FROM 3\"/>

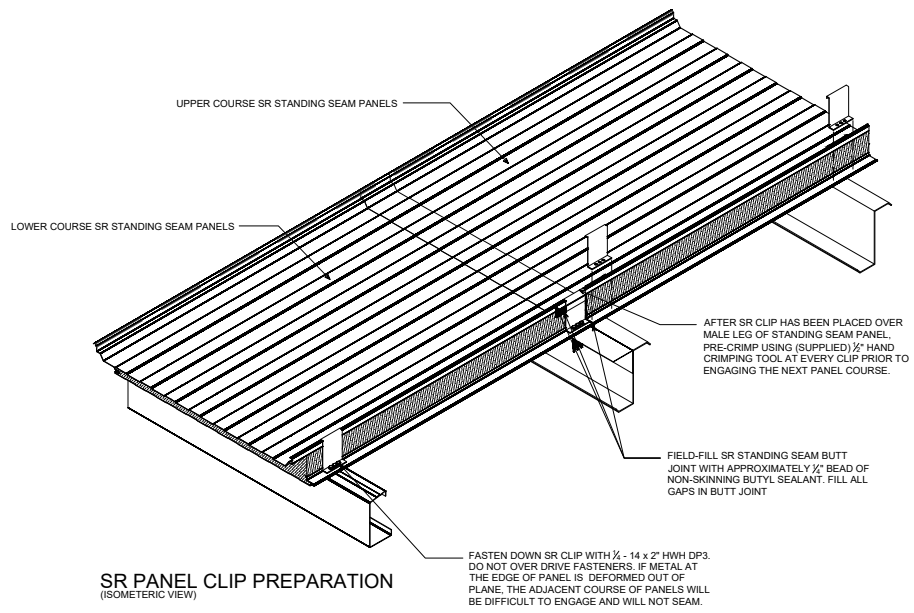
EAVE PREPARATION (ISOMETRIC VIEW)



ENDLAP PREPARATION (ISOMETRIC VIEW)

CONTINUE ROWS OF BUTYL SEALANT & BUTYL TAPE UP & OVER THE TOP OF THE HIGH RIB. MARRY TO BUTYL SEALANT AT BUTT JOINT

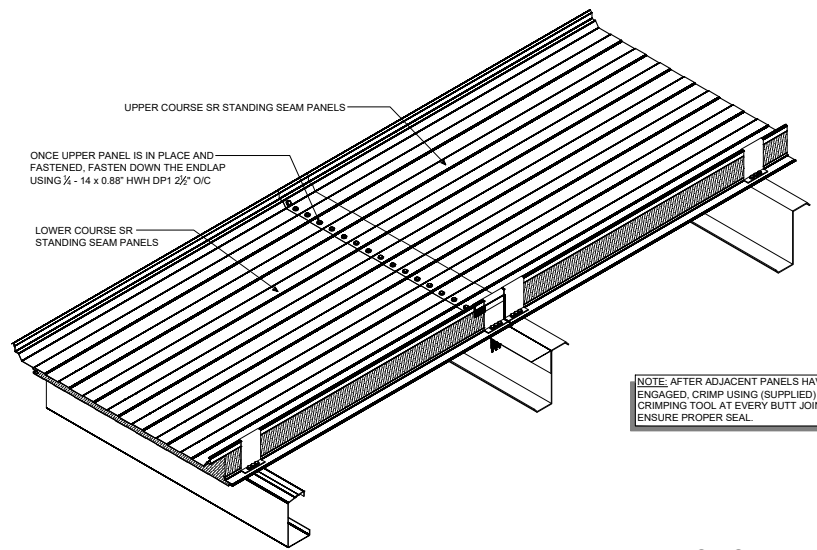
USE 1/8\"/>



SR PANEL CLIP PREPARATION (ISOMETRIC VIEW)

FASTEN DOWN SR CLIP WITH 1/2 - 14 x 2\"/>

FIELD-FILL SR STANDING SEAM BUTT JOINT WITH APPROXIMATELY 1/2\"/>




BUTYL TAPE SEALANT PLACEMENT (ISOMETRIC VIEW)

NOTE: AFTER ADJACENT PANELS HAVE BEEN ENGAGED, CRIMP USING (SUPPLIED) 1/2\"/>

# MULTI-COURSE SR ROOF PANEL ISOMETRIC (NON-STAGGERED ENDLAP)

(ISOMETRIC VIEW)



DETAIL: ISOMETRIC - MULTI-COURSE (NON-STAGGERED ENDLAP)

APPLICATION: SR ROOF - COMMERCIAL & INDUSTRIAL

AWIP DETAIL NUMBER: SRR-ACHISO-100

DATE: 02/26/25

DRAWN BY: MMF

SHEET: 1 OF 1

929 ALDRIDGE ROAD  
VACAVILLE, CA 95688  
TEL: (707) 359-2280  
FAX: (707) 359-2286  
WWW.AWIPANELS.COM

**All Weather**  
Insulated Panels

**AWIP**