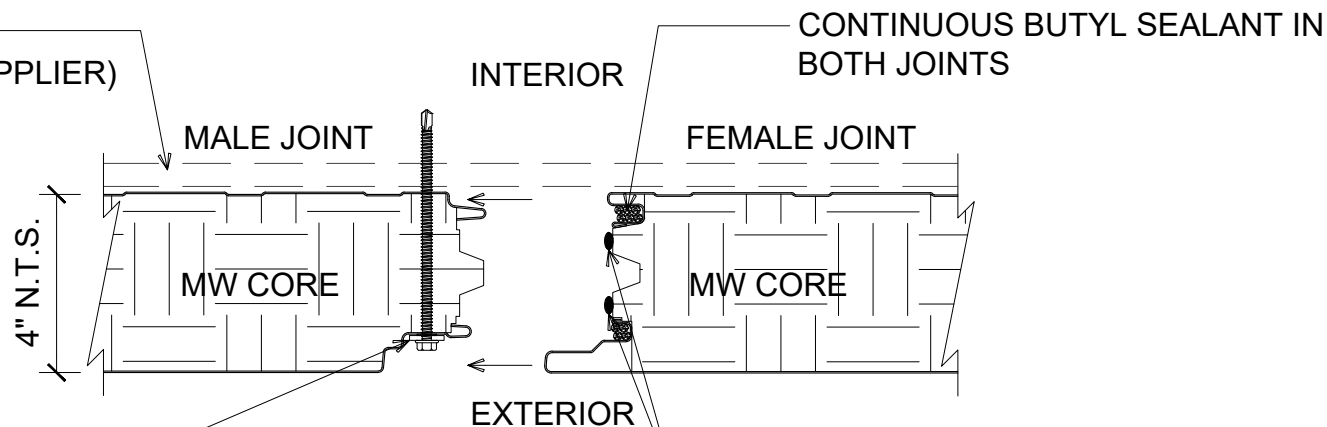


STRUCTURAL STEEL
SUPPORT (NOT BY IMP SUPPLIER)

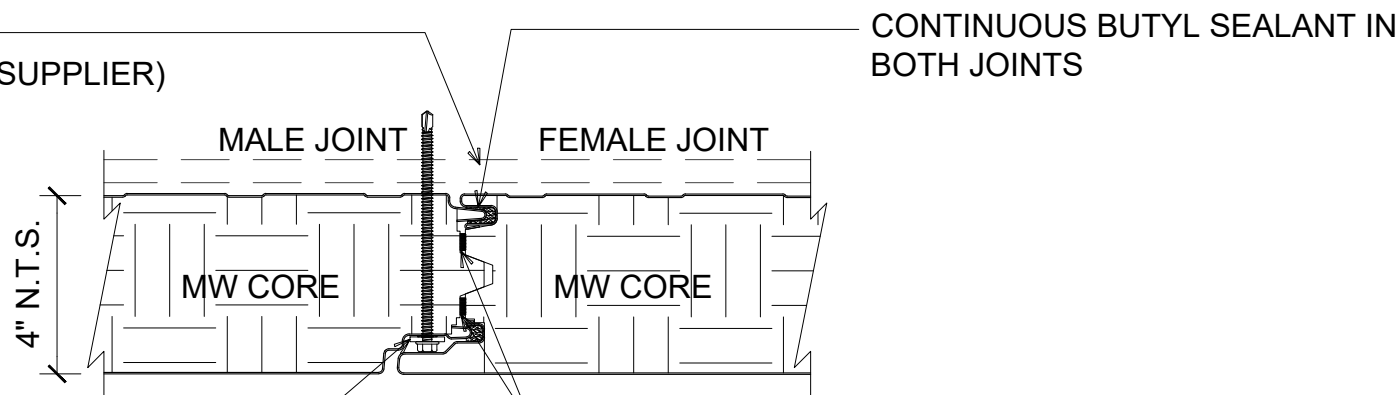


"WC-06" PANEL CLIP W/
(2) 1/4 - 14 x 5" HWH DP3 W/O
WASHER AT PANEL JOINT
(SET CLIP IN BUTYL SEALANT)

INSTALLATION DIRECTION →

(2) 20MM BEADS OF SAFIRE
INTUMESCENT MASTIC IN
INTERLOCKING JOINT

STRUCTURAL STEEL
SUPPORT (NOT BY IMP SUPPLIER)



"WC-06" PANEL CLIP W/
(2) 1/4 - 14 x 5" HWH DP3 W/O
WASHER AT PANEL JOINT
(SET CLIP IN BUTYL SEALANT)

INSTALLATION DIRECTION →

(2) 20MM BEADS OF SAFIRE
INTUMESCENT MASTIC IN
INTERLOCKING JOINT

4" MW PANEL JOINT

(PLAN VIEW)

DETAIL:

PANEL JOINT - 4" PANEL

APPLICATION:

VERTICAL FIRE WALL, COMMERCIAL & INDUSTRIAL

AWIP DETAIL NUMBER:

MWV-ACI-P-J-010_4

929 ALDRIDGE ROAD
VACAVILLE, CA 95688
TEL: (707) 359-2280
FAX: (707) 359-2286
WWW.AWIPANELS.COM

All Weather
Insulated Panels



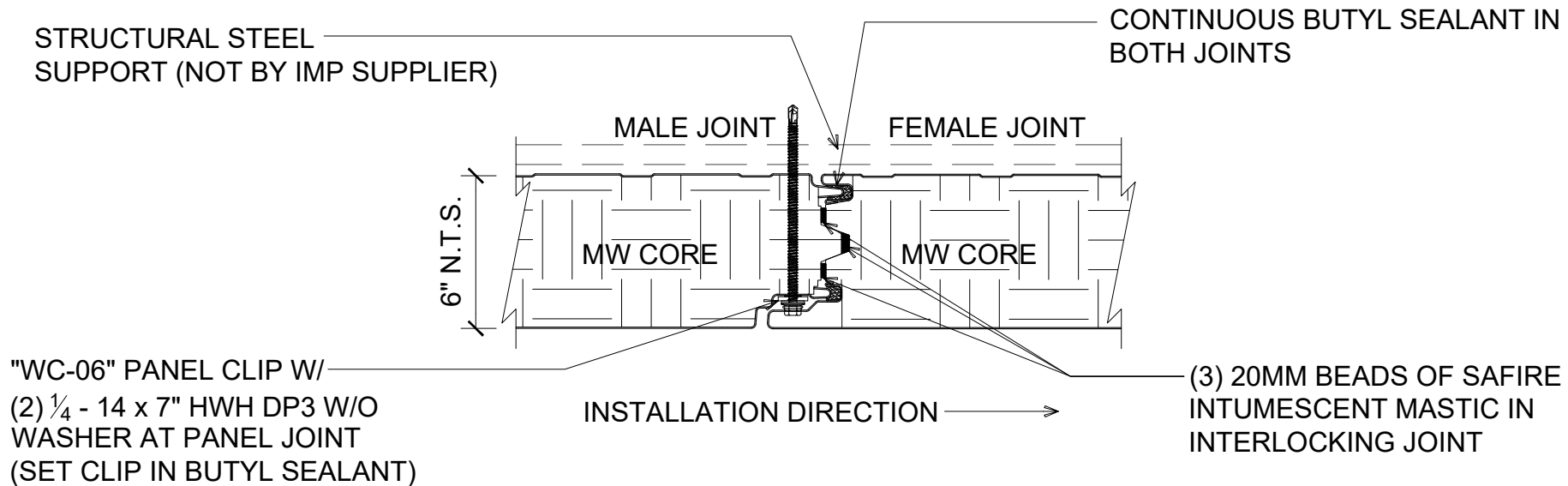
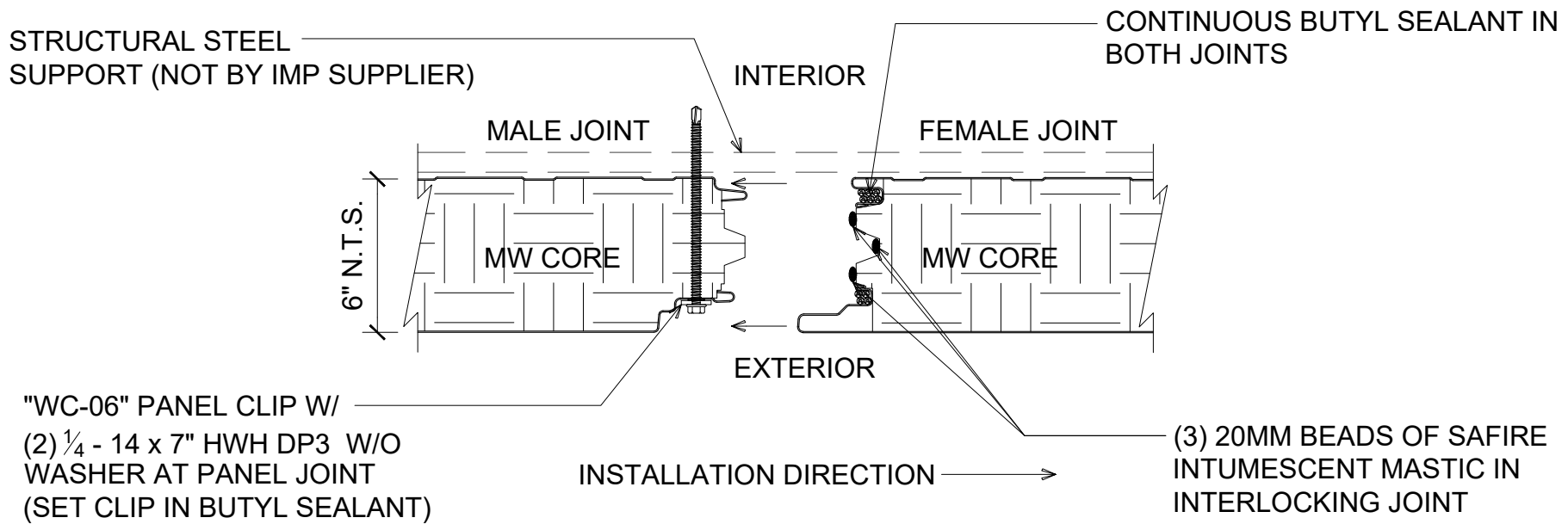
SHEET:

DATE:
10/04/23

DRAWN BY:
MMF

1

OF 1



6" MW PANEL JOINT

(PLAN VIEW)

DETAIL:

PANEL JOINT - 6" PANEL

APPLICATION:

VERTICAL FIRE WALL, COMMERCIAL & INDUSTRIAL

AWIP DETAIL NUMBER:

MWV-ACI-P-J-010_6

929 ALDRIDGE ROAD
VACAVILLE, CA 95688
TEL: (707) 359-2280
FAX: (707) 359-2286
WWW.AWIPANELS.COM

All Weather
Insulated Panels



SHEET:

DATE:

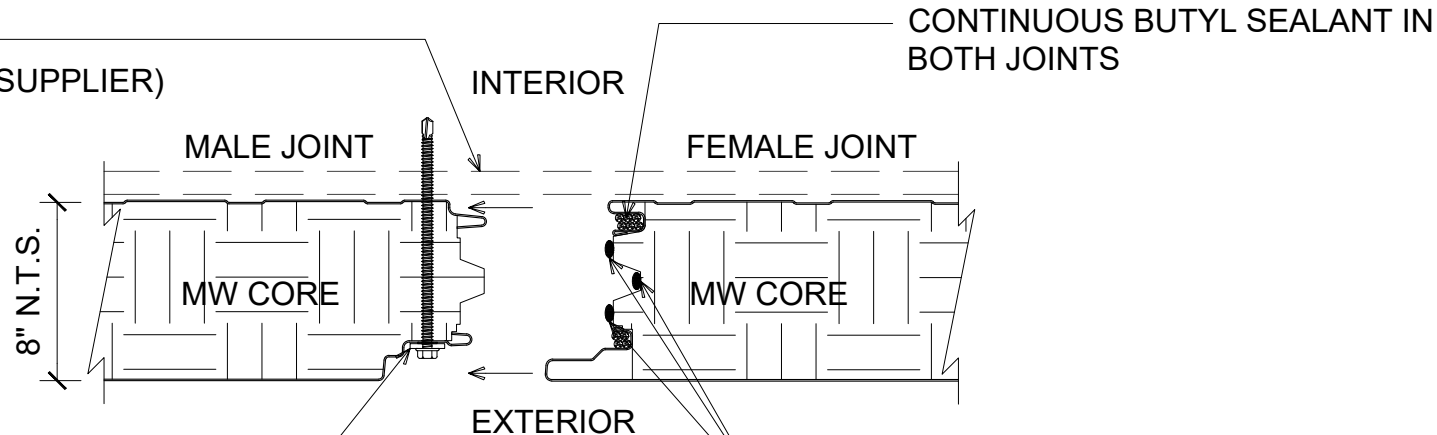
10/04/23

DRAWN BY:

MMF

1 OF 1

STRUCTURAL STEEL
SUPPORT (NOT BY IMP SUPPLIER)



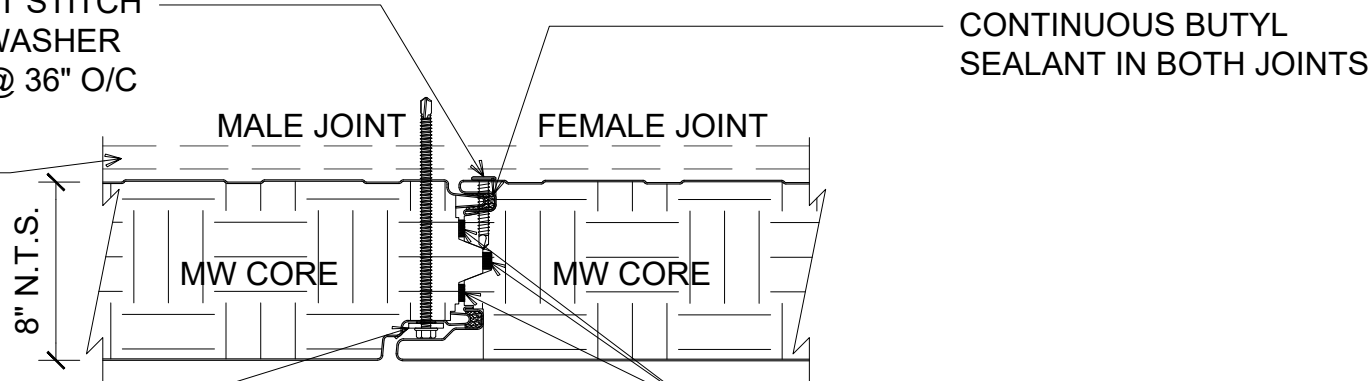
"WC-06" PANEL CLIP W/
(2) 1/4 - 14 x 10" HWH DP3
W/O WASHER AT PANEL
JOINT (SET CLIP IN BUTYL
SEALANT)

INSTALLATION DIRECTION →

(3) 20MM BEADS OF SAFIRE
INTUMESCENT MASTIC IN
INTERLOCKING JOINT

14. - 13 x 1.5" PNC DP1 JOINT STITCH
SCREWS W/ 5/8" BONDED WASHER
INTERIOR SIDE OF PANEL @ 36" O/C

STRUCTURAL STEEL
SUPPORT (NOT BY IMP
SUPPLIER)



"WC-06" PANEL CLIP W/
(2) 1/4 - 14 x 10" HWH DP3
W/O WASHER AT PANEL
JOINT (SET CLIP IN BUTYL
SEALANT)

INSTALLATION DIRECTION →

(3) 20MM BEADS OF SAFIRE
INTUMESCENT MASTIC IN
INTERLOCKING JOINT

#

8" MW PANEL JOINT

(PLAN VIEW)

DETAIL:

PANEL JOINT - 8" PANEL

APPLICATION:

VERTICAL FIRE WALL, COMMERCIAL & INDUSTRIAL

AWIP DETAIL NUMBER:

MWV-ACI-P-J-010_8

929 ALDRIDGE ROAD
VACAVILLE, CA 95688
TEL: (707) 359-2280
FAX: (707) 359-2286
WWW.AWIPANELS.COM

All Weather
Insulated Panels



SHEET:

DATE:
10/31/23

DRAWN BY:
MMF

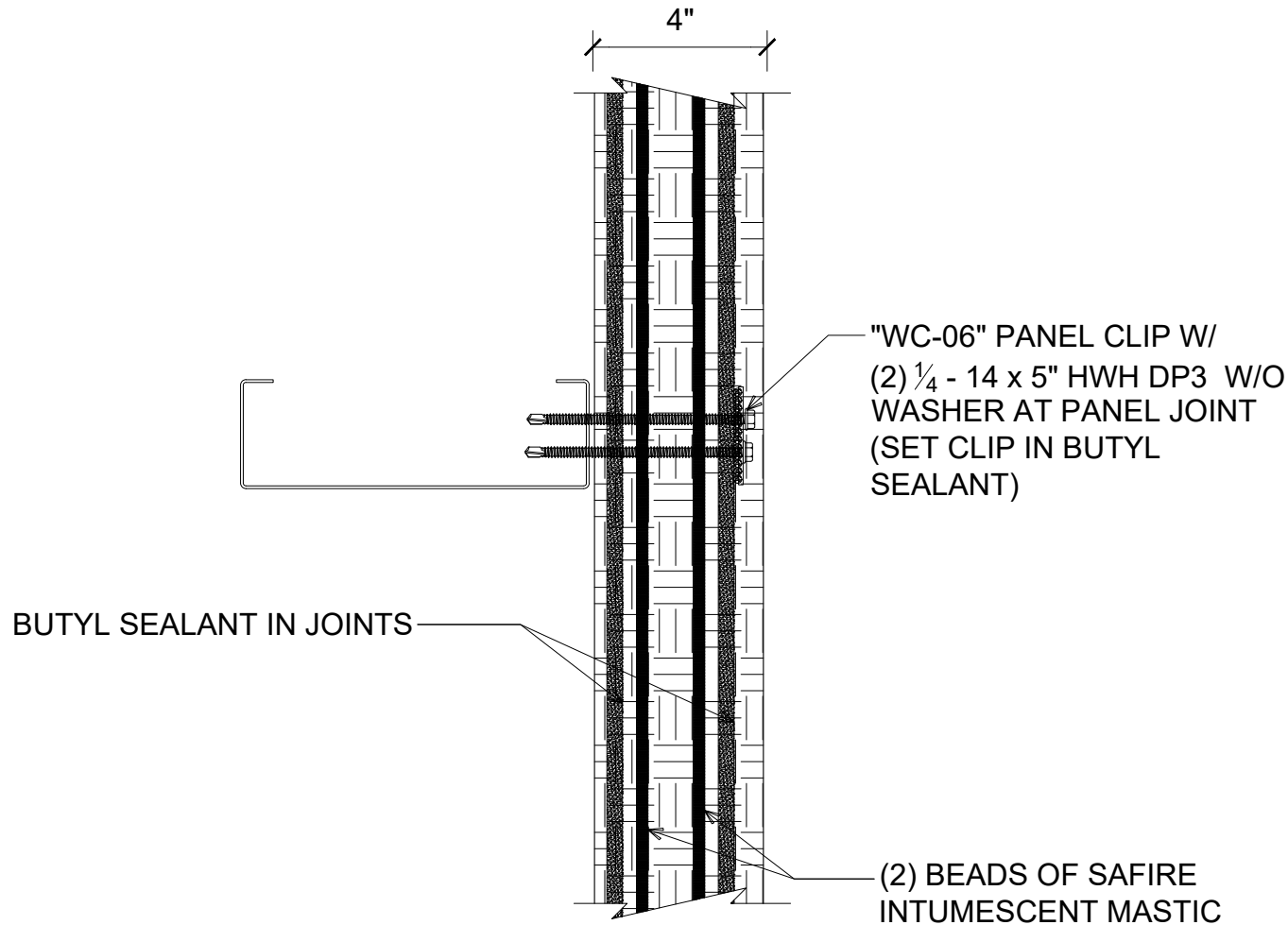
1

OF 1

#

SEALANTS IN JOINT - 4" PANEL

(SECTION VIEW)



DETAIL:

PANEL JOINT - 4" PANEL

APPLICATION:

VERTICAL FIRE WALL, COMMERCIAL & INDUSTRIAL

AWIP DETAIL NUMBER:

MVW-ACI-P-J-011_4

929 ALDRIDGE ROAD
VACAVILLE, CA 95688
TEL: (707) 359-2280
FAX: (707) 359-2286
WWW.AWIPANELS.COM

All Weather
Insulated Panels



SHEET:

DATE:
10/04/23

DRAWN BY:
MMF

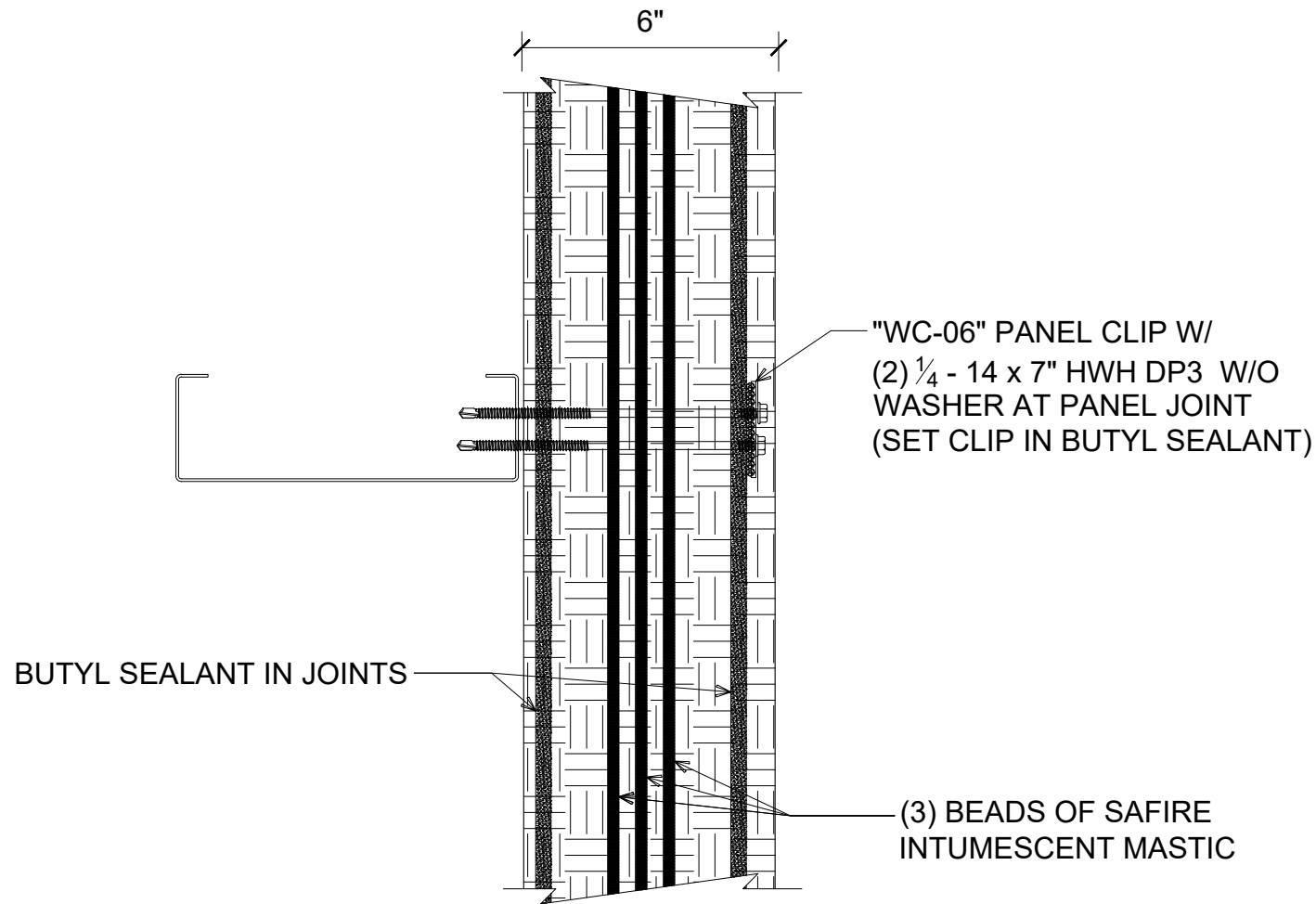
1

OF 1

#

SEALANTS IN JOINT - 6" PANEL

(SECTION VIEW)



DETAIL:

PANEL JOINT - 6" PANEL

APPLICATION:

VERTICAL FIRE WALL, COMMERCIAL & INDUSTRIAL

AWIP DETAIL NUMBER:

MVW-ACI-P-J-011_6

929 ALDRIDGE ROAD
VACAVILLE, CA 95688
TEL: (707) 359-2280
FAX: (707) 359-2286
WWW.AWIPANELS.COM

All Weather
Insulated Panels



DATE:

10/04/23

SHEET:

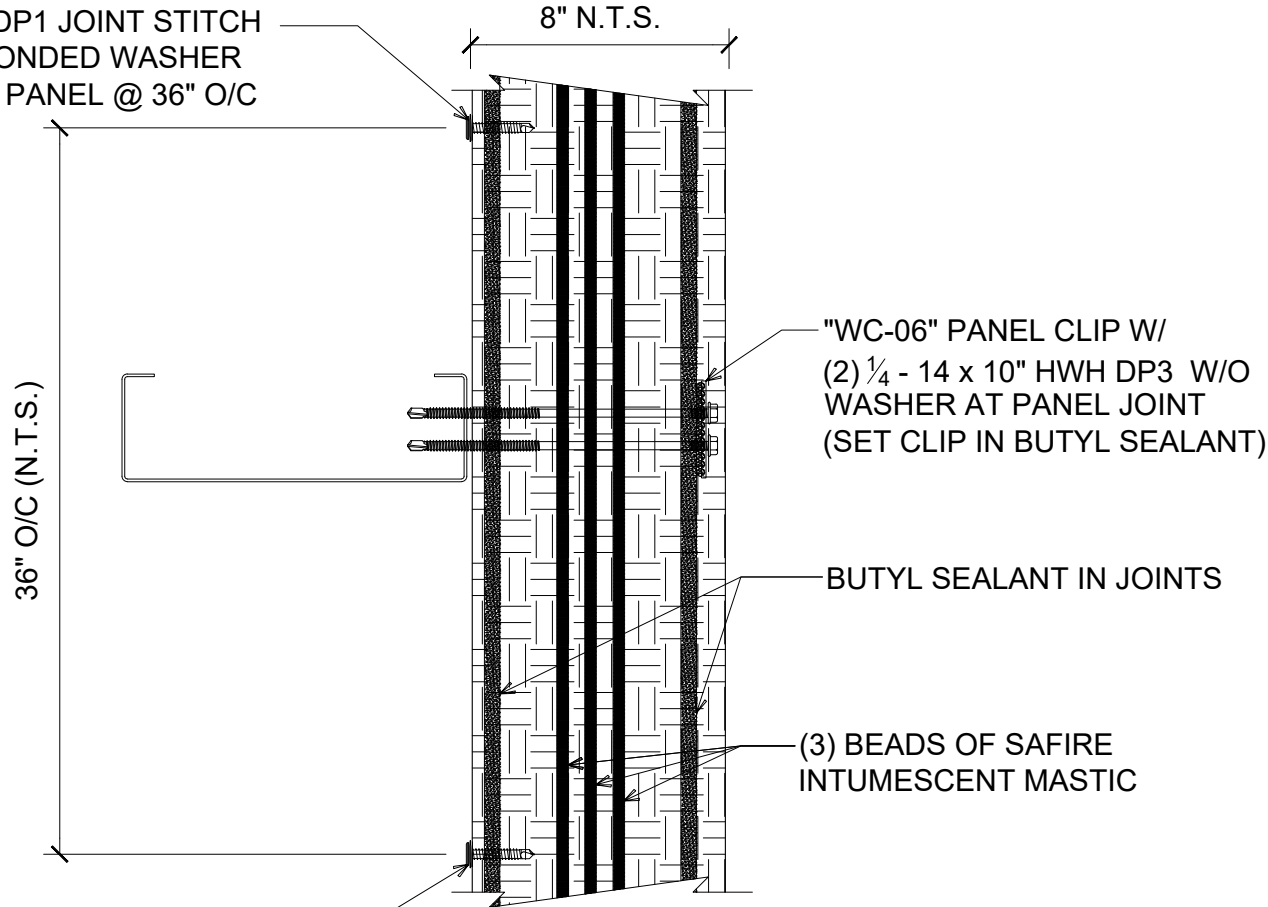
DRAWN BY:

MMF

1

OF 1

14. - 13 x 1.5" PNC DP1 JOINT STITCH
SCREWS W/ 5/8" BONDED WASHER
INTERIOR SIDE OF PANEL @ 36" O/C



14. - 13 x 1.5" PNC DP1 JOINT STITCH
SCREWS W/ 5/8" BONDED WASHER
INTERIOR SIDE OF PANEL @ 36" O/C

SEALANTS IN JOINT - 8" PANEL

(SECTION VIEW)

DETAIL:

PANEL JOINT - 8" PANEL

APPLICATION:

VERTICAL FIRE WALL, COMMERCIAL & INDUSTRIAL

AWIP DETAIL NUMBER:

MWW-ACH-PJ-011.8

929 ALDRIDGE ROAD
VACAVILLE, CA 95688
TEL: (707) 359-2280
FAX: (707) 359-2286
WWW.AWIPANELS.COM

All Weather
Insulated Panels



SHEET:

DATE:
03/21/24

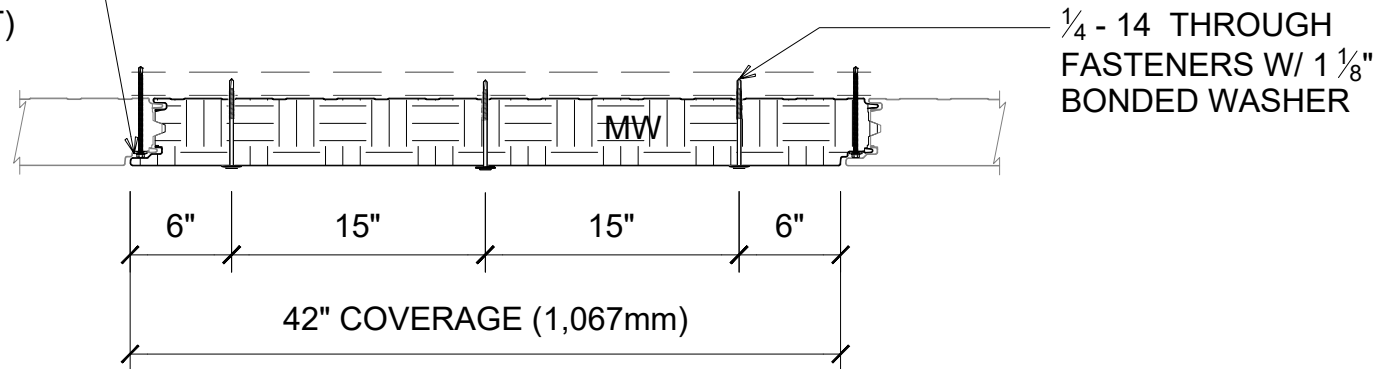
DRAWN BY:
MMF

1

OF
1

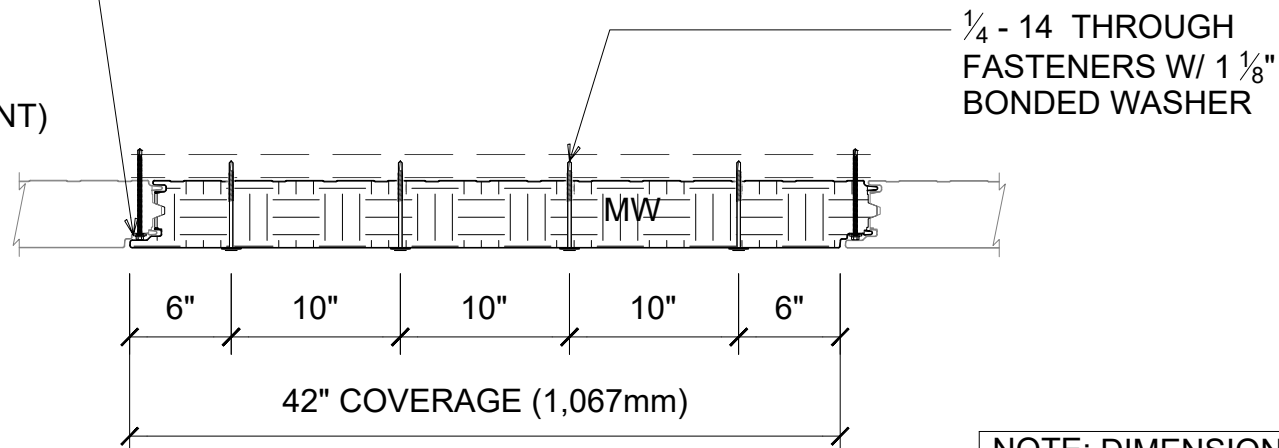
"WC-06" PANEL CLIP W/
(2) 1/4 - 14 x HWH DP3 W/O
WASHER AT PANEL JOINT
(SET CLIP IN BUTYL SEALANT)

NOTE: PANCAKE HEAD FASTENERS SHOWN APPLY TO 4" AND 6"
THICK PANELS. HEX HEAD THROUGH FASTENERS ARE REQUIRED
FOR STRUCTURAL CONNECTION OF PANELS WITH 8" THICKNESS.



THROUGH FASTENING REQUIREMENTS
(3 - THROUGH FASTENER PATTERN EXAMPLE)

"WC-06" PANEL CLIP W/
(2) 1/4 - 14 x HWH DP3 W/O
WASHER AT PANEL JOINT
(SET CLIP IN BUTYL SEALANT)



THROUGH FASTENING REQUIREMENTS
(4 - THROUGH FASTENER PATTERN EXAMPLE)

NOTE: DIMENSIONS ARE
NOT SHOWN TO-SCALE.

FASTENING PATTERNS (REFER TO NOTE FOR 8" THICK PANELS) (SECTION VIEW)

DETAIL: FASTENING PATTERNS

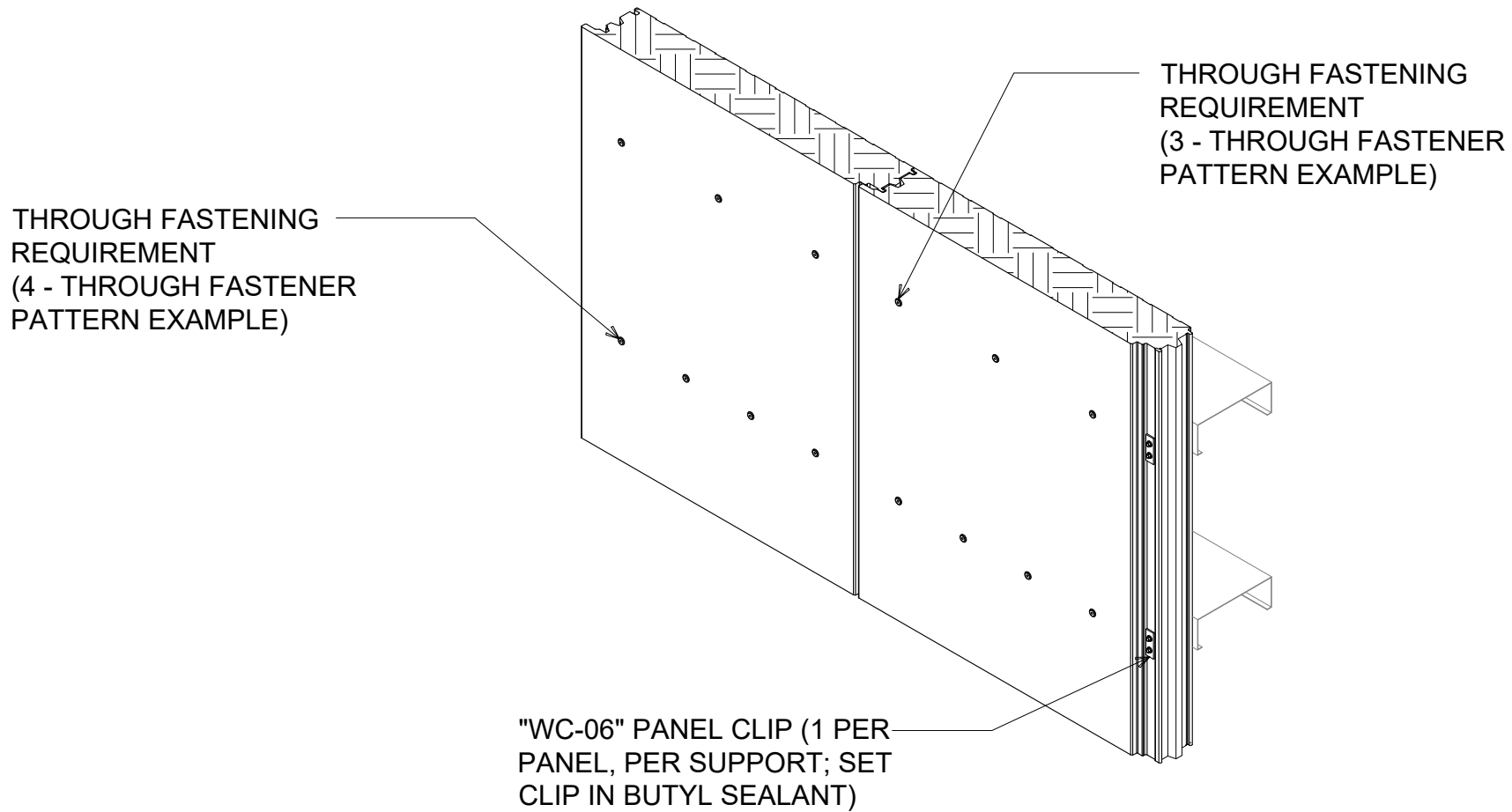
APPLICATION:
VERTICAL FIRE WALL, COMMERCIAL & INDUSTRIAL
AWIP DETAIL NUMBER:
MW-ACI-FS-010

SHEET:
DATE:
10/16/23
DRAWN BY:
MMF

929 ALDRIDGE ROAD
VACAVILLE, CA 95688
TEL: (707) 359-2280
FAX: (707) 359-2286
WWW.AWIPANELS.COM



NOTE: PANCAKE HEAD FASTENERS SHOWN APPLY TO 4" AND 6" THICK PANELS. HEX HEAD THROUGH FASTENERS ARE REQUIRED FOR STRUCTURAL CONNECTION OF PANELS WITH 8" THICKNESS.



FASTENING PATTERNS ISOMETRIC (REFER TO NOTE FOR 8" THICK PANELS) (ISOMETRIC VIEW)

DETAIL: ISOMETRIC - FASTENING PATTERNS

APPLICATION:
VERTICAL FIRE WALL, COMMERCIAL & INDUSTRIAL
AWIP DETAIL NUMBER:
MWV-ACHISO-010

DATE:
10/16/23
DRAWN BY:
MMF

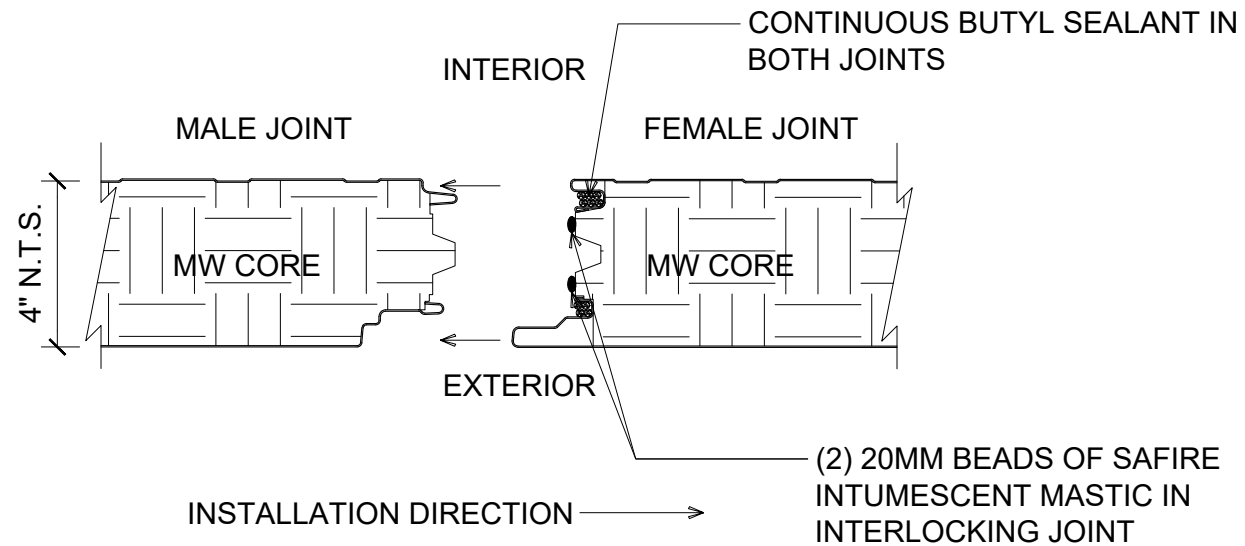
SHEET:

1 OF 1

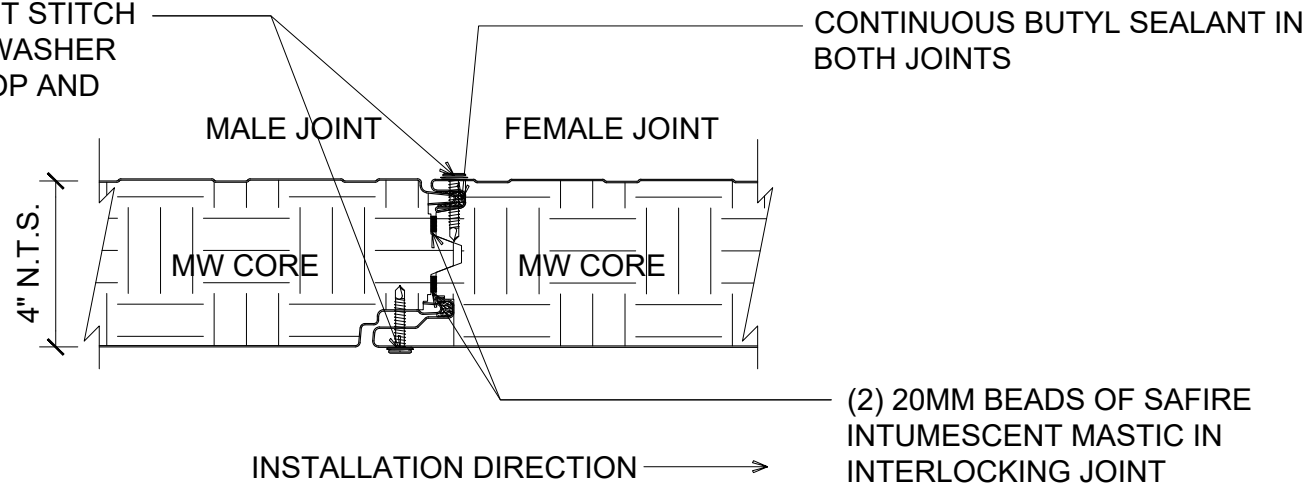
929 ALDRIDGE ROAD
VACAVILLE, CA 95688
TEL: (707) 359-2280
FAX: (707) 359-2286
WWW.AWIPANELS.COM

All Weather
Insulated Panels





14. - 13 x 1.5" PNC DP1 JOINT STITCH SCREWS W/ 5/8" BONDED WASHER EACH SIDE OF PANEL @ TOP AND BOTTOM ONLY



4" MW PANEL JOINT (PARTITION; SINGLE-SPAN) (PLAN VIEW)

DETAIL:

PANEL JOINT - 4" PANEL

APPLICATION:

VERTICAL FIRE WALL, INTERIOR AMBIENT

AWIP DETAIL NUMBER:

MW-A41-PJ-010_4

929 ALDRIDGE ROAD
VACAVILLE, CA 95688
TEL: (707) 359-2280
FAX: (707) 359-2286
WWW.AWIPANELS.COM

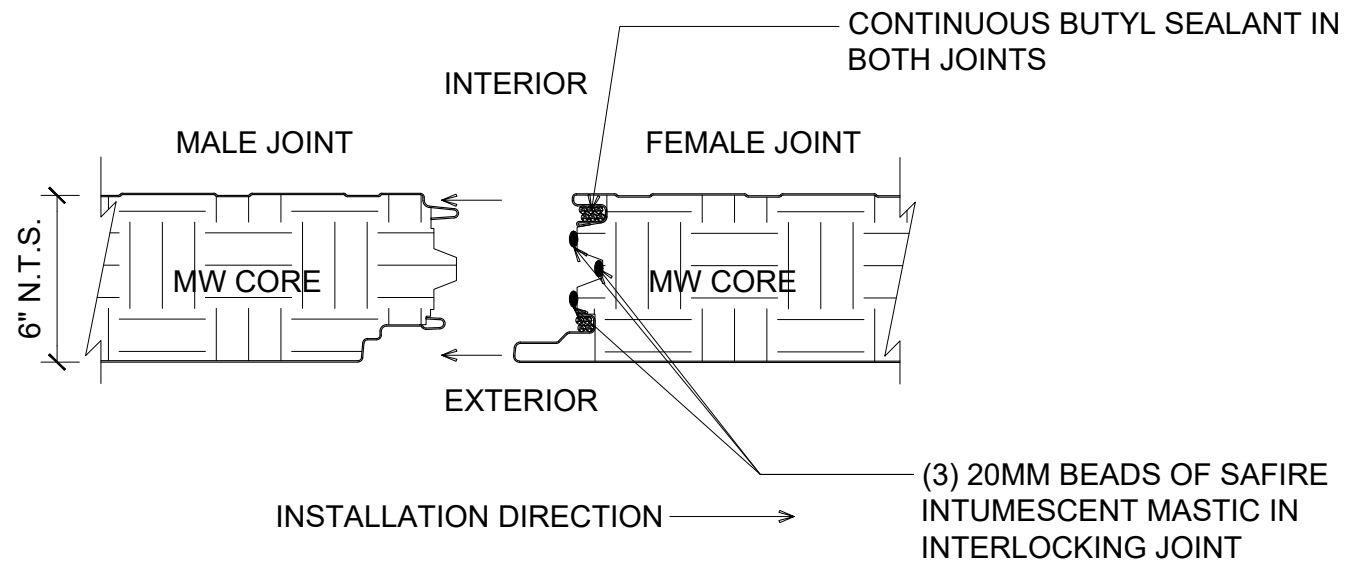


SHEET:

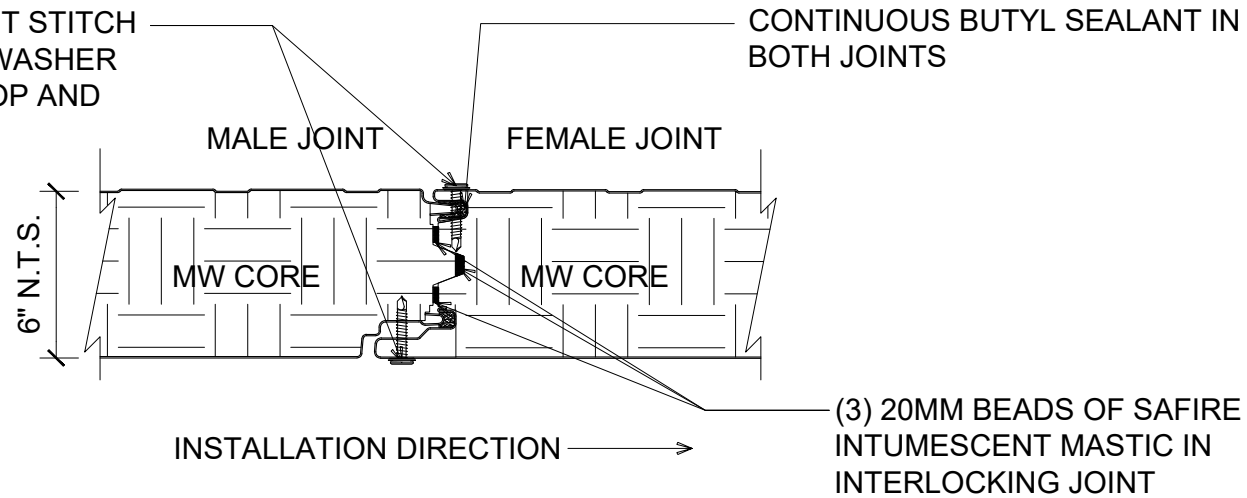
1

DATE: 03/21/24
DRAWN BY: MMF

1 OF 1



14. - 13 x 1.5" PNC DP1 JOINT STITCH
SCREWS W/ 5/8" BONDED WASHER
EACH SIDE OF PANEL @ TOP AND
BOTTOM ONLY



6" MW PANEL JOINT (PARTITION; SINGLE-SPAN) (PLAN VIEW)

DETAIL:

PANEL JOINT - 6" PANEL

APPLICATION:

VERTICAL FIRE WALL, INTERIOR AMBIENT

AWIP DETAIL NUMBER:

MW-A41-PJ-010_6

929 ALDRIDGE ROAD
VACAVILLE, CA 95688
TEL: (707) 359-2280
FAX: (707) 359-2286
WWW.AWIPANELS.COM

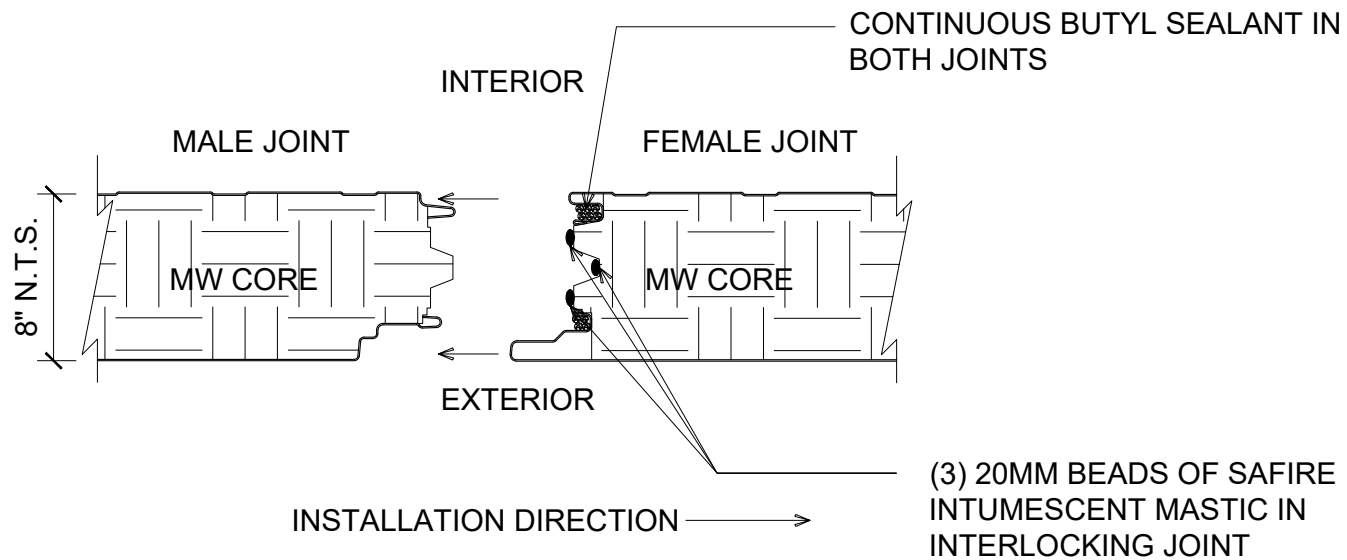


SHEET:

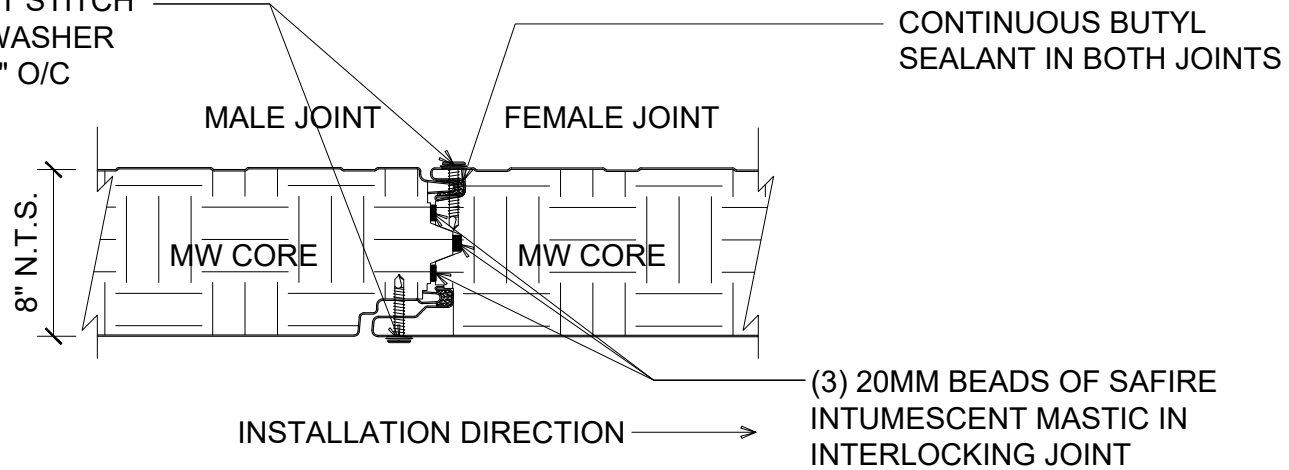
1

DATE: 03/21/24
DRAWN BY: MMF

OF 1



14. - 13 x 1.5" PNC DP1 JOINT STITCH SCREWS W/ 5/8" BONDED WASHER EACH SIDE OF PANEL @ 36" O/C



8" MW PANEL JOINT (PARTITION; SINGLE-SPAN) (PLAN VIEW)

DETAIL:

PANEL JOINT - 8" PANEL

APPLICATION:

VERTICAL FIRE WALL, INTERIOR AMBIENT

AWIP DETAIL NUMBER:

MW-A41-PJ-010_8

929 ALDRIDGE ROAD
VACAVILLE, CA 95688
TEL: (707) 359-2280
FAX: (707) 359-2286
WWW.AWIPANELS.COM



SHEET:

1

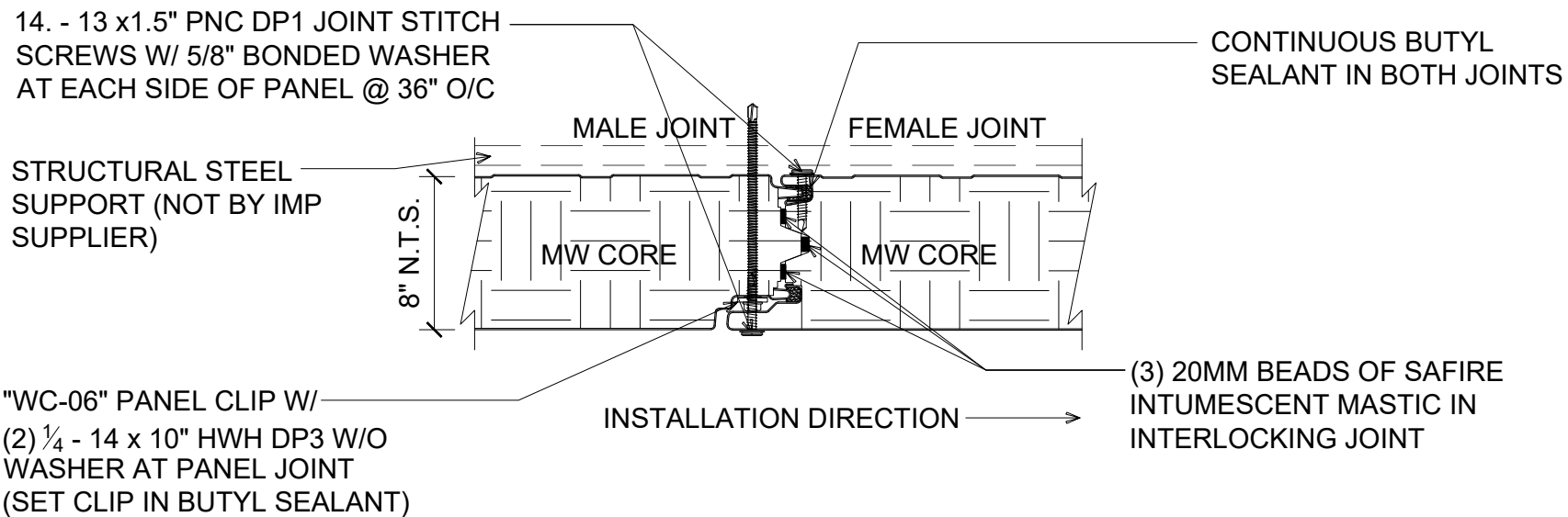
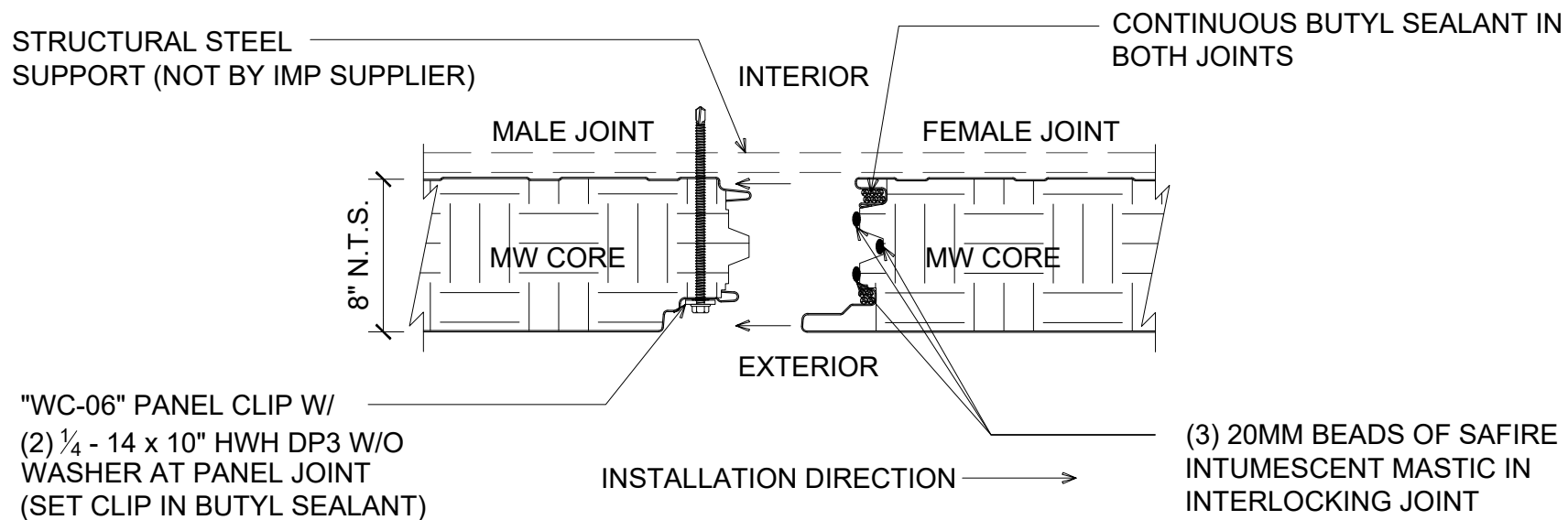
OF 1

DATE:

03/21/24

DRAWN BY:

MMF



8" MW PANEL JOINT (PARTITION W/ INTM. FASTENING) (PLAN VIEW)

DETAIL:	PANEL JOINT - 8" PANEL		SHEET:	1	OF	1
	APPLICATION:		DATE:	03/21/24	DRAWN BY:	
	VERTICAL FIRE WALL, INTERIOR AMBIENT		MMF			

929 ALDRIDGE ROAD
VACAVILLE, CA 95688
TEL: (707) 359-2280
FAX: (707) 359-2286
WWW.AWIPANELS.COM

All Weather
Insulated Panels



NOTE: DETAIL DEPICTS PANEL SECTION AT
PANEL JOINTS AND FASTENING REQUIREMENTS

NOTE: *3 BEADS OF SAFIRE INTUMESCENT
MASTIC REQUIRED FOR 6" AND 8" PANELS
(SEE PANEL JOINT DETAILS FOR REFERENCE)

CONTINUOUS BUTYL SEALANT IN
EXTERIOR JOINT

*(_) BEADS OF SAFIRE INTUMESCENT
MASTIC IN INTERLOCKING JOINT

(2) 1/4 - 14 x _ HWH DP3
W/O WASHER

"WC-06" WALL CLIP (1 PER
PANEL, PER SUPPORT) SET
CLIP IN BUTYL SEALANT

"BT-X4" BASE TRIM W/ 10. x
0.75 PPH DP3 @ 8" O/C

"KC-_" 16 GA. "J" CHANNEL W/
1/4 - 14 x 1" PNC DP3 W/O
WASHER @ 24" O/C

CONTINUOUS SAFIRE
INTUMESCENT MASTIC

3/8" WEEP HOLE IN CAP CHANNEL AT
EACH PANEL JOINT AND 21" O/C

TBD

CONTINUOUS BUTYL
SEALANT IN INTERIOR JOINT

CONTINUOUS SAFIRE INTUMESCENT
MASTIC W/ MARRIAGE BEAD ACROSS
PANEL JOINT

CONTINUOUS BUTYL SEALANT
BOTH SIDES OF TRIM

BASE ANGLE W/ MIN. 3" VERT. LEG FOR
PANEL ATTACHMENT SET IN SEALANT
(NOT BY IMP SUPPLIER)

CONCRETE ANCHORS
(NOT BY IMP SUPPLIER)

"BF-X1" DRIP FLASHING W/
POSITIVE SLOPE

CONTINUOUS BUTYL SEALANT
BELOW BASE FLASHING

#J FLUSH BASE AT JOINT FLAT TRIM (4" & 6" PANELS ONLY) (SECTION VIEW)

DETAIL:

BASE CONDITION - FLUSH

APPLICATION:

VERTICAL FIRE WALL, COMMERCIAL & INDUSTRIAL

AWIP DETAIL NUMBER:

MWW-ACH-BC-010_J

929 ALDRIDGE ROAD
VACAVILLE, CA 95688
TEL: (707) 359-2280
FAX: (707) 359-2286
WWW.AWIPANELS.COM

All Weather
Insulated Panels



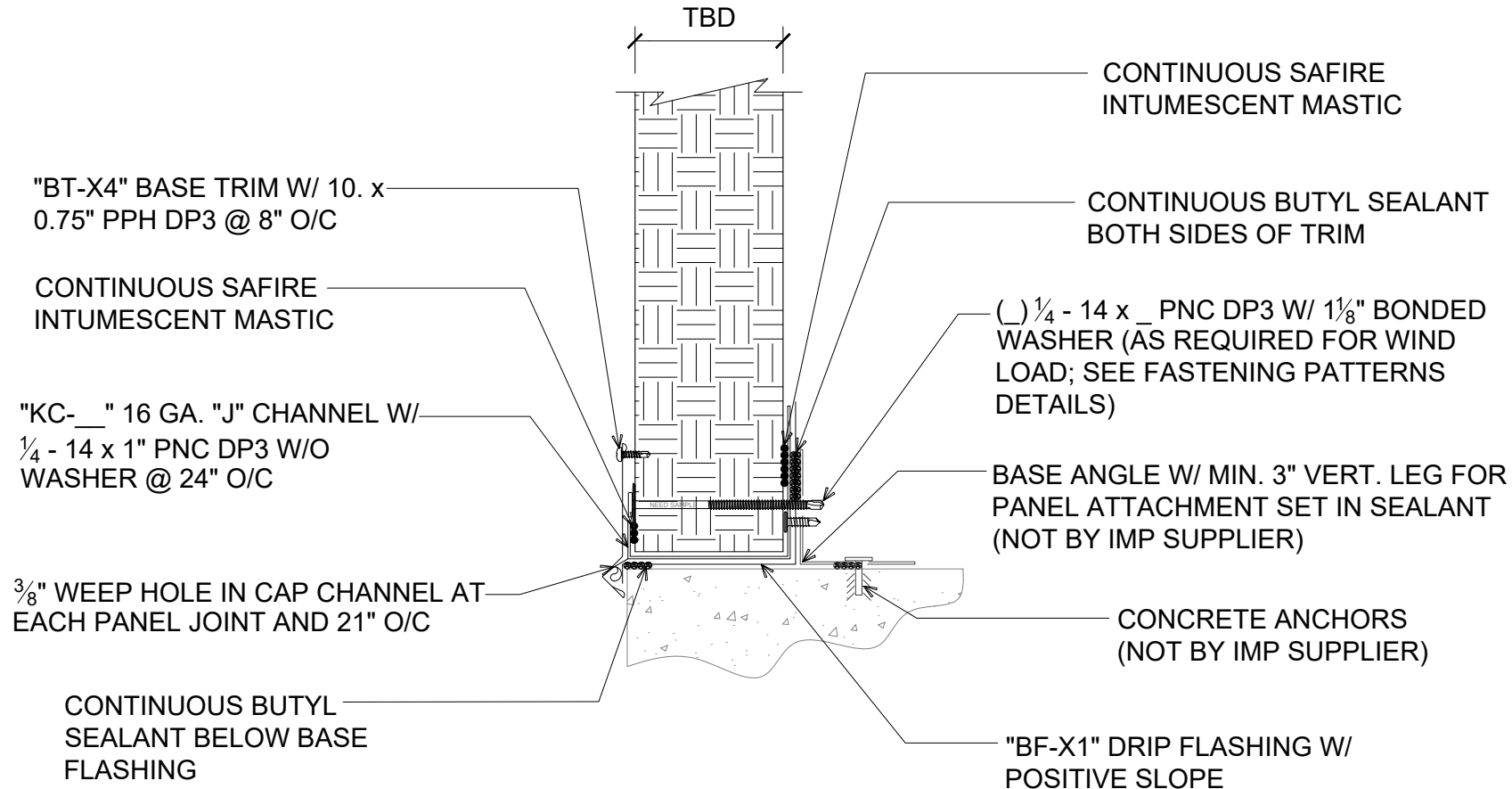
SHEET:

DATE: 04/24/24

DRAWN BY: MMF

1 OF 1

NOTE: DETAIL DEPICTS PANEL SECTION BETWEEN JOINTS AND FASTENING REQUIREMENTS



#M FLUSH BASE MID PANEL FLAT TRIM
(4" & 6" PANELS ONLY)
(SECTION VIEW)

DETAIL:

BASE CONDITION - FLUSH

APPLICATION:

VERTICAL FIRE WALL, COMMERCIAL & INDUSTRIAL

AWIP DETAIL NUMBER:

MW-ACH-BC-010_MF

929 ALDRIDGE ROAD
VACAVILLE, CA 95688
TEL: (707) 359-2280
FAX: (707) 359-2286
WWW.AWIPANELS.COM

All Weather
Insulated Panels



SHEET:

1

DATE:

04/24/24

DRAWN BY:

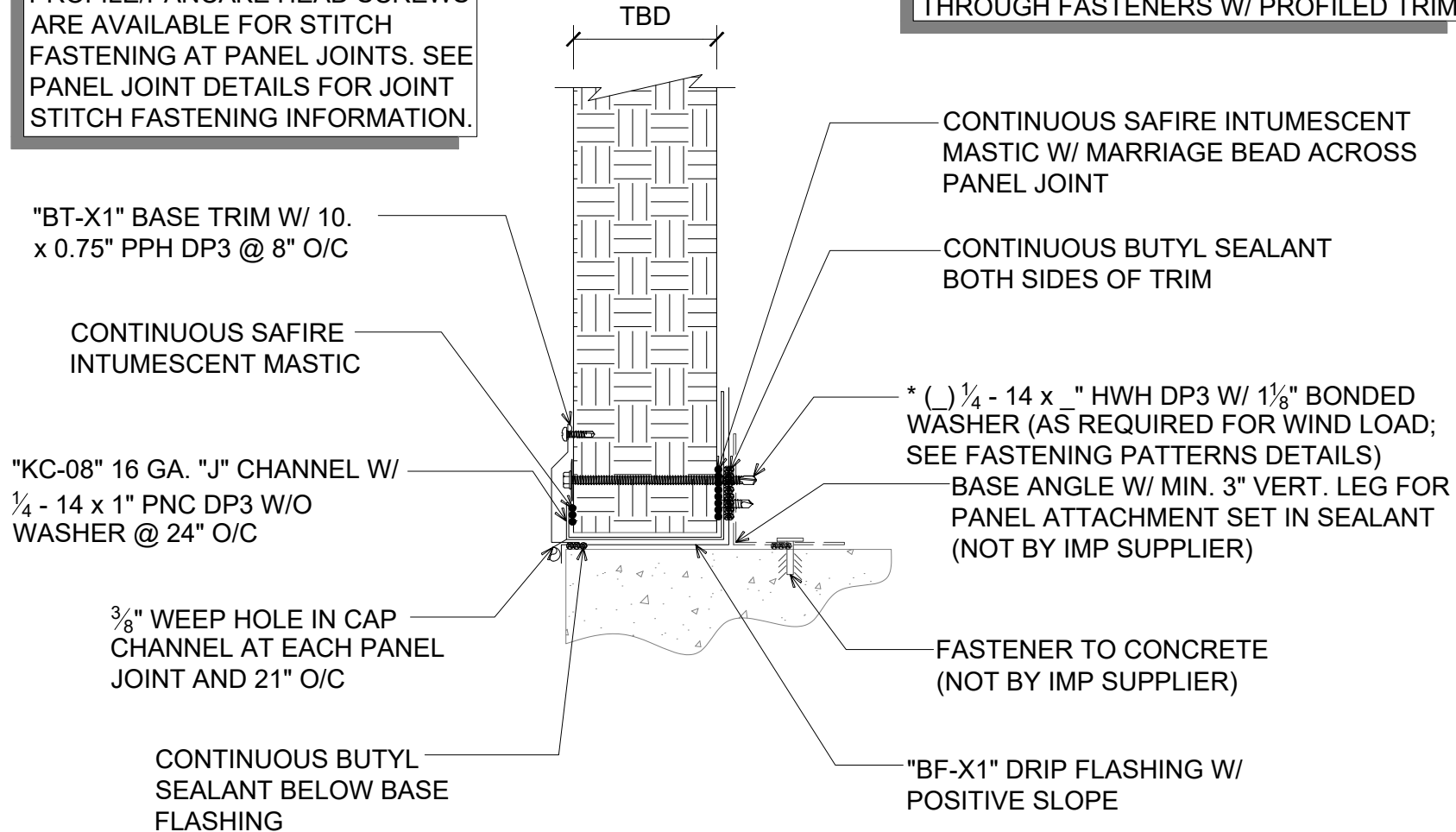
MMF

OF 1

NOTE: HEX HEAD THROUGH FASTENERS ARE REQUIRED FOR STRUTURAL CONNECTION OF PANELS WITH 8" THICKNESS. LOW PROFILE/PANCAKE HEAD SCREWS ARE AVAILABLE FOR STITCH FASTENING AT PANEL JOINTS. SEE PANEL JOINT DETAILS FOR JOINT STITCH FASTENING INFORMATION.

NOTE: DETAIL DEPICTS PANEL SECTION BETWEEN JOINTS AND FASTENING REQUIREMENTS

* NOTE: 8" PANEL REQUIRES HWH THROUGH FASTENERS W/ PROFILED TRIM



#M FLUSH BASE MID PANEL W/ PROFILED TRIM (REQUIRED FOR 8" PANELS)

(SECTION VIEW)

DETAIL:

BASE CONDITION - FLUSH

APPLICATION:

VERTICAL FIRE WALL, COMMERCIAL & INDUSTRIAL

AWIP DETAIL NUMBER:

MW-ACH-BC-010_MP

929 ALDRIDGE ROAD
VACAVILLE, CA 95688
TEL: (707) 359-2280
FAX: (707) 359-2286
WWW.AWIPANELS.COM



SHEET:

1

DATE:

04/24/24

DRAWN BY:

MMF

OF 1

NOTE: SEE TRIM END LAP DETAILS
FOR TYPICAL TRIM LAP INSTRUCTIONS

NOTE: *3 BEADS OF SAFIRE INTUMESCENT
MASTIC REQUIRED FOR 6" AND 8" PANELS
(SEE PANEL JOINT DETAILS FOR REFERENCE)

CONTINUOUS BUTYL
SEALANT IN EXTERIOR JOINT

(2) 1/4 - 14 x 1 HWH DP3
W/O WASHER

"WC-06" WALL CLIP (1 PER
PANEL, PER SUPPORT) SET CLIP
IN BUTYL SEALANT

"BT-X2" BASE TRIM W/ 10. x 0.75
PPH DP3 @ 8" O/C

"KC-__" 16 GA. "J" CHANNEL W/
1/4 - 14 x 1" PNC DP3 W/O
WASHER @ 24" O/C

CONTINUOUS SAFIRE
INTUMESCENT MASTIC

3/8" WEEP HOLE IN CAP CHANNEL
AT EACH PANEL JOINT AND 21" O/C

"DF-X3" DRIP FLASHING
W/ POSITIVE SLOPE

STEEL SHELF ANGLE AND FASTENER
(NOT BY IMP SUPPLIER)

TBD

NOTE: DETAIL DEPICTS PANEL SECTION AT PANEL
JOINTS AND FASTENING REQUIREMENTS

*(_) BEADS OF SAFIRE INTUMESCENT
MASTIC IN INTERLOCKING JOINT

CONTINUOUS BUTYL SEALANT IN
INTERIOR JOINT

CONTINUOUS BUTYL SEALANT
BOTH SIDES OF TRIM

CONTINUOUS SAFIRE INTUMESCENT
MASTIC W/ MARRIAGE BEAD ACROSS
PANEL JOINT

1/2"
(TYP.)

BASE ANGLE W/ MIN. 3" VERT.
LEG FOR PANEL ATTACHMENT
SET IN SEALANT
(NOT BY IMP SUPPLIER)

FASTENER TO CONCRETE
(NOT BY IMP SUPPLIER)

#J OVERHANG WITH BASE SUPPORT AT JOINT FLAT TRIM (4" & 6" PANELS ONLY) (SECTION VIEW)

DETAIL: BASE CONDITION - OVERHANG

929 ALDRIDGE ROAD
VACAVILLE, CA 95688
TEL: (707) 359-2280
FAX: (707) 359-2286
WWW.AWIPANELS.COM



APPLICATION:

VERTICAL FIRE WALL, COMMERCIAL & INDUSTRIAL

AWIP DETAIL NUMBER:

MWW-ACH-BC-011-J

DATE: 06/12/25

DRAWN BY: MMF

SHEET:

1

OF 1

NOTE: SEE TRIM END LAP DETAILS
FOR TYPICAL TRIM LAP INSTRUCTIONS

NOTE: DETAIL DEPICTS PANEL SECTION AT PANEL
JOINTS AND FASTENING REQUIREMENTS

NOTE: *3 BEADS OF SAFIRE INTUMESCENT
MASTIC REQUIRED FOR 6" AND 8" PANELS (SEE
PANEL JOINT DETAILS FOR REFERENCE)

CONTINUOUS BUTYL
SEALANT IN EXTERIOR JOINT

(2) $\frac{1}{4}$ - 14 x HWH DP3
W/O WASHER

"WC-06" WALL CLIP (1 PER
PANEL, PER SUPPORT) SET CLIP
IN BUTYL SEALANT

"BT-X2" BASE TRIM W/ 10. x
0.75 PPH DP3 @ 8" O/C

"KC-08" 16 GA. "J" CHANNEL W/
 $\frac{1}{4}$ - 14 x 1" PNC DP3 W/O
WASHER @ 24" O/C

CONTINUOUS SAFIRE
INTUMESCENT MASTIC

$\frac{3}{8}$ " WEEP HOLE IN CAP CHANNEL
AT EACH PANEL JOINT AND 21" O/C

"DF-X3" DRIP FLASHING
W/ POSITIVE SLOPE

STEEL SHELF ANGLE AND FASTENER
(NOT BY IMP SUPPLIER)

8" N.T.S.

* () BEADS OF SAFIRE INTUMESCENT
MASTIC IN INTERLOCKING JOINT

CONTINUOUS BUTYL SEALANT IN
INTERIOR JOINT

CONTINUOUS BUTYL SEALANT
BOTH SIDES OF TRIM

CONTINUOUS SAFIRE INTUMESCENT
MASTIC W/ MARRIAGE BEAD ACROSS
PANEL JOINT

$\frac{1}{2}$ "
(TYP.)

BASE ANGLE W/ MIN. 3" VERT.
LEG FOR PANEL ATTACHMENT
(NOT BY IMP SUPPLIER)

FASTENER TO CONCRETE
(NOT BY IMP SUPPLIER)

#J

OVERHANG WITH BASE SUPPORT AT JOINT FLAT TRIM (8" PANELS ONLY)

(SECTION VIEW)

DETAIL:
BASE CONDITION - OVERHANG

929 ALDRIDGE ROAD
VACAVILLE, CA 95688
TEL: (707) 359-2280
FAX: (707) 359-2286
WWW.AWIPANELS.COM

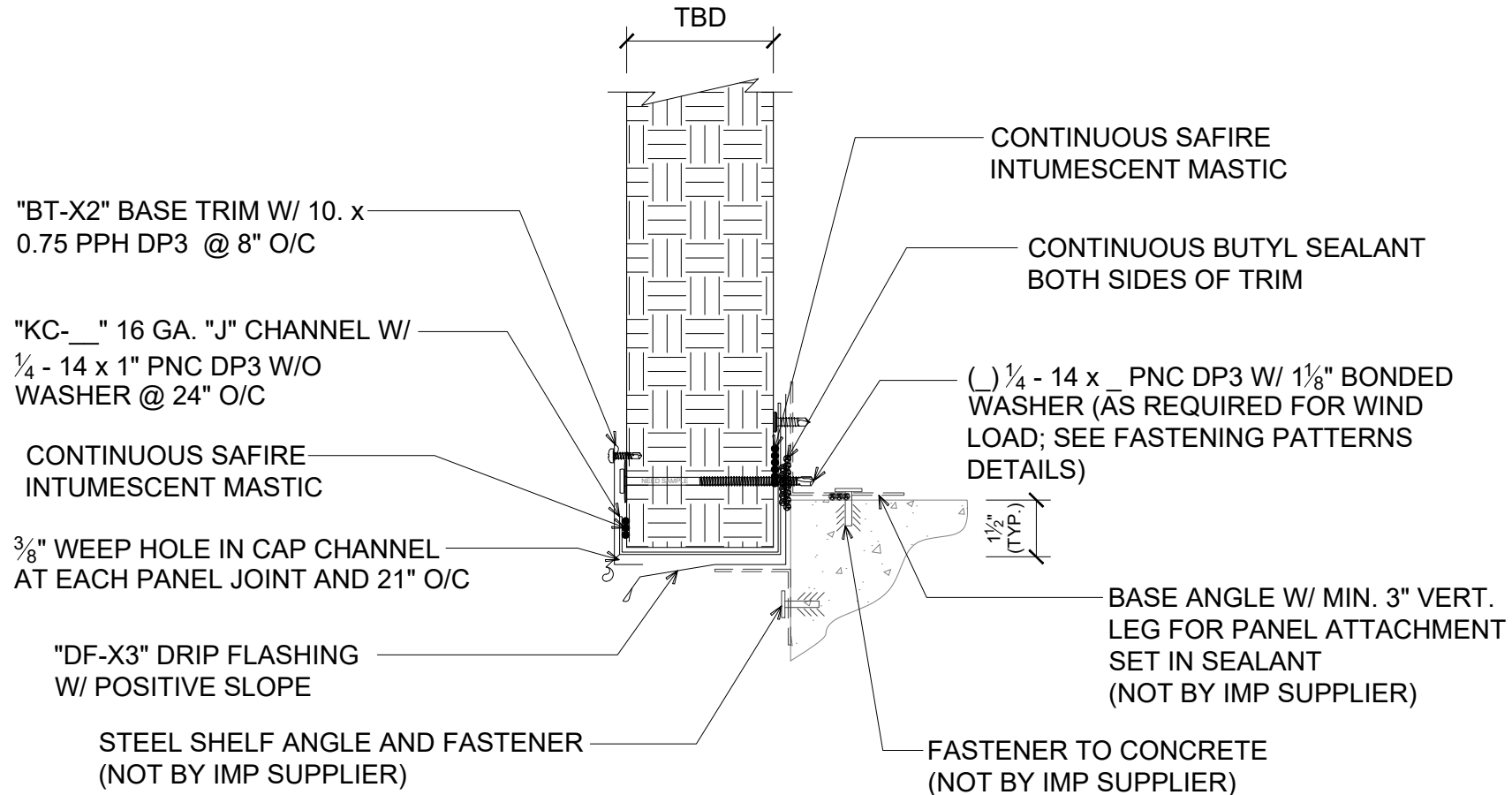


APPLICATION:
VERTICAL FIRE WALL, COMMERCIAL & INDUSTRIAL
AWIP DETAIL NUMBER:
MMW-ACH-BC-011_J8

SHEET:
DATE: 06/12/25
DRAWN BY: MMF
1 OF 1

NOTE: SEE TRIM END LAP DETAILS
FOR TYPICAL TRIM LAP INSTRUCTIONS

NOTE: DETAIL DEPICTS PANEL SECTION BETWEEN
JOINTS AND FASTENING REQUIREMENTS



#M OVERHANG WITH BASE SUPPORT AT MID PANEL FLAT TRIM (4" & 6" PANELS ONLY) (SECTION VIEW)

DETAIL:

BASE CONDITION - OVERHANG

APPLICATION:

VERTICAL FIRE WALL, COMMERCIAL & INDUSTRIAL

AWIP DETAIL NUMBER:

MW-ACH-BC-011_M

929 ALDRIDGE ROAD
VACAVILLE, CA 95688
TEL: (707) 359-2280
FAX: (707) 359-2286
WWW.AWIPANELS.COM

All Weather
Insulated Panels



SHEET:

1

DATE: 04/24/24
DRAWN BY: MMF

OF 1

NOTE: 8" PANEL
REQUIRES HWH
THROUGH FASTENERS
W/ PROFILED TRIM

NOTE: HEX HEAD THROUGH FASTENERS ARE REQUIRED FOR STRUTURAL
CONNECTION OF PANELS WITH 8" THICKNESS. LOW PROFILE/PANCAKE HEAD
SCREWS ARE AVAILABLE FOR STITCH FASTENING AT PANEL JOINTS. SEE
PANEL JOINT DETAILS FOR JOINT STITCH FASTENING INFORMATION.

CONTINUOUS SAFIRE
INTUMESCENT MASTIC

"KC-08" 16 GA. "J" CHANNEL
W/ $\frac{1}{4}$ - 14 x 1" PNC DP3 W/O
WASHER @ 24" O/C

MIN. 4 PCF COMPRESSED MINERAL
FIBER (NOT BY IMP SUPPLIER)

CONTINUOUS SAFIRE INTUMESCENT MASTIC

HILTI CFS-S SIL GG FIRESTOP SILICONE
SEALANT MINIMUM $\frac{5}{8}$ " DEPTH
(NOT BY IMP SUPPLIER)

"KA-01" 16 GA. FRONT CHANNEL

$\frac{1}{4}$ - 14 x _ HWH DP3 W/ $\frac{1}{8}$ " BONDED
WASHER (AS REQUIRED FOR WIND LOAD;
SEE FASTENING PATTERNS DETAILS)

CONTINUOUS SAFIRE
INTUMESCENT MASTIC

CONTINUOUS BUTYL SEALANT

"OC-X1" OUTSIDE CORNER TRIM
W/ 10.x 0.75" PPH DP3 @ 8" O/C

* $\frac{1}{4}$ - 14 x _ HWH DP3 W/
 $\frac{1}{8}$ " BONDED WASHER
(AS REQUIRED FOR WIND
LOAD; SEE FASTENING
PATTERNS DETAILS)

"IC-X1" INSIDE CORNER TRIM W/ 10.
x 0.75" PPH DP3 @ 8" O/C

CONTINUOUS BUTYL SEALANT

"KA- _ " 16 GA. REAR CHANNEL W/ $\frac{1}{4}$ - 14
x 1" PNC DP3 W/O WASHER @ 24" O/C

CONTINUOUS SAFIRE INTUMESCENT MASTIC

HORIZONTAL SUPPORT
(NOT BY IMP SUPPLIER)

OUTSIDE CORNER WITH PROFILED TRIM (REQUIRED FOR 8" PANELS) (PLAN VIEW)

DETAIL:

CORNER TRANSITION - PROFILED OUTSIDE

APPLICATION:

VERTICAL FIRE WALL, COMMERCIAL & INDUSTRIAL

AWIP DETAIL NUMBER:

MWW-ACL-CT-011

SHEET:

DATE: 04/25/24

DRAWN BY: MMF

1 OF 1

929 ALDRIDGE ROAD
VACAVILLE, CA 95688
TEL: (707) 359-2280
FAX: (707) 359-2286
WWW.AWIPANELS.COM

All Weather
Insulated Panels



CONTINUOUS SAFIRE
INTUMESCENT MASTIC

MIN. 4 PCF COMPRESSED MINERAL FIBER
(NOT BY IMP SUPPLIER)

"KC-__" 16 GA. "J" CHANNEL W/
1/4 - 14 x 1" PNC DP3 W/O
WASHER @ 24" O/C

HILTI CFS-S SIL GG FIRESTOP SILICONE
SEALANT MINIMUM 5/8" DEPTH
(NOT BY IMP SUPPLIER)

1/4 - 14 x 1" PNC DP3 W/ 1/8" BONDED
WASHER (AS REQUIRED FOR WIND LOAD;
SEE FASTENING PATTERNS DETAILS)

CONTINUOUS BUTYL SEALANT

"KA-__" 16 GA. REAR CHANNEL W/
1/4 - 14 x 1" PNC DP3 W/O WASHER
@ 24" O/C

CONTINUOUS SAFIRE
INTUMESCENT MASTIC

10. x 0.75" PPH DP3 @ 8" O/C

HORIZONTAL SUPPORT
(NOT BY IMP SUPPLIER)

"OC-X2" OUTSIDE CORNER TRIM

1/4 - 14 x 1" PNC DP3 W/ 1/8" BONDED WASHER (AS
REQUIRED FOR WIND LOAD; SEE FASTENING
PATTERNS DETAILS)

CONTINUOUS BUTYL SEALANT

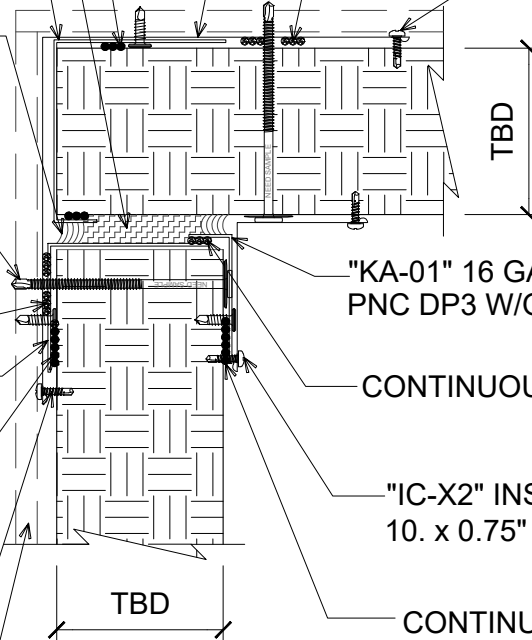
10. x 0.75" PPH DP3 @ 8" O/C

"KA-01" 16 GA. FRONT CHANNEL W/ 1/4 - 14 x 1"
PNC DP3 W/O WASHER @ 24" O/C

CONTINUOUS SAFIRE INTUMESCENT MASTIC

"IC-X2" INSIDE CORNER TRIM W/
10. x 0.75" PPH DP3 @ 8" O/C

CONTINUOUS SAFIRE
INTUMESCENT MASTIC



INSIDE CORNER WITH FLAT TRIM (4" & 6" PANELS ONLY) (PLAN VIEW)

DETAIL:

CORNER TRANSITION - FLAT INSIDE

APPLICATION:

VERTICAL FIRE WALL, COMMERCIAL & INDUSTRIAL

AWIP DETAIL NUMBER:

MWW-ACL-CT-012

929 ALDRIDGE ROAD
VACAVILLE, CA 95688
TEL: (707) 359-2280
FAX: (707) 359-2286
WWW.AWIPANELS.COM



SHEET:

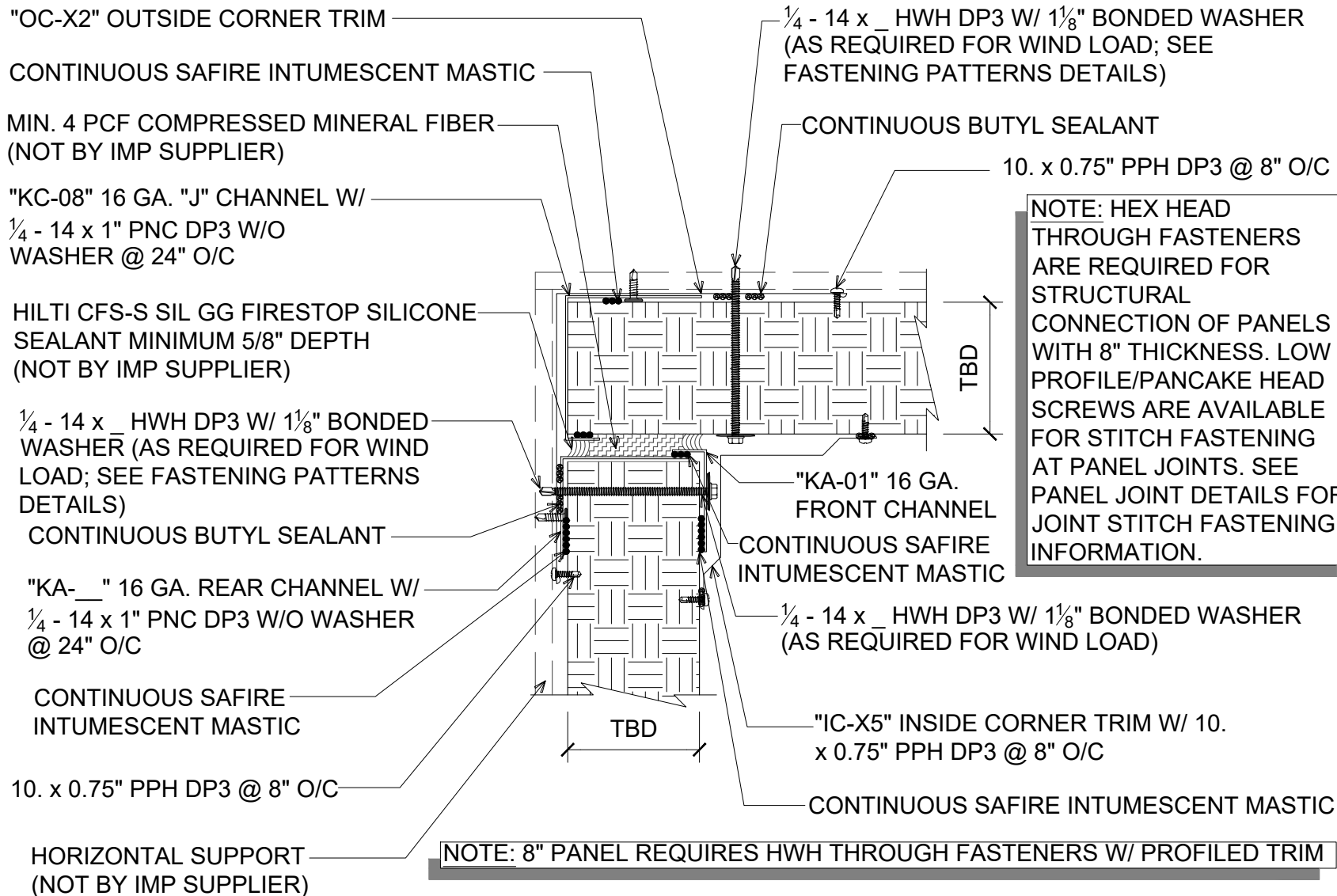
DATE: 04/25/24

DRAWN BY:

MMF

1

OF 1



INSIDE CORNER WITH PROFILED TRIM (REQUIRED FOR 8" PANELS) (PLAN VIEW)

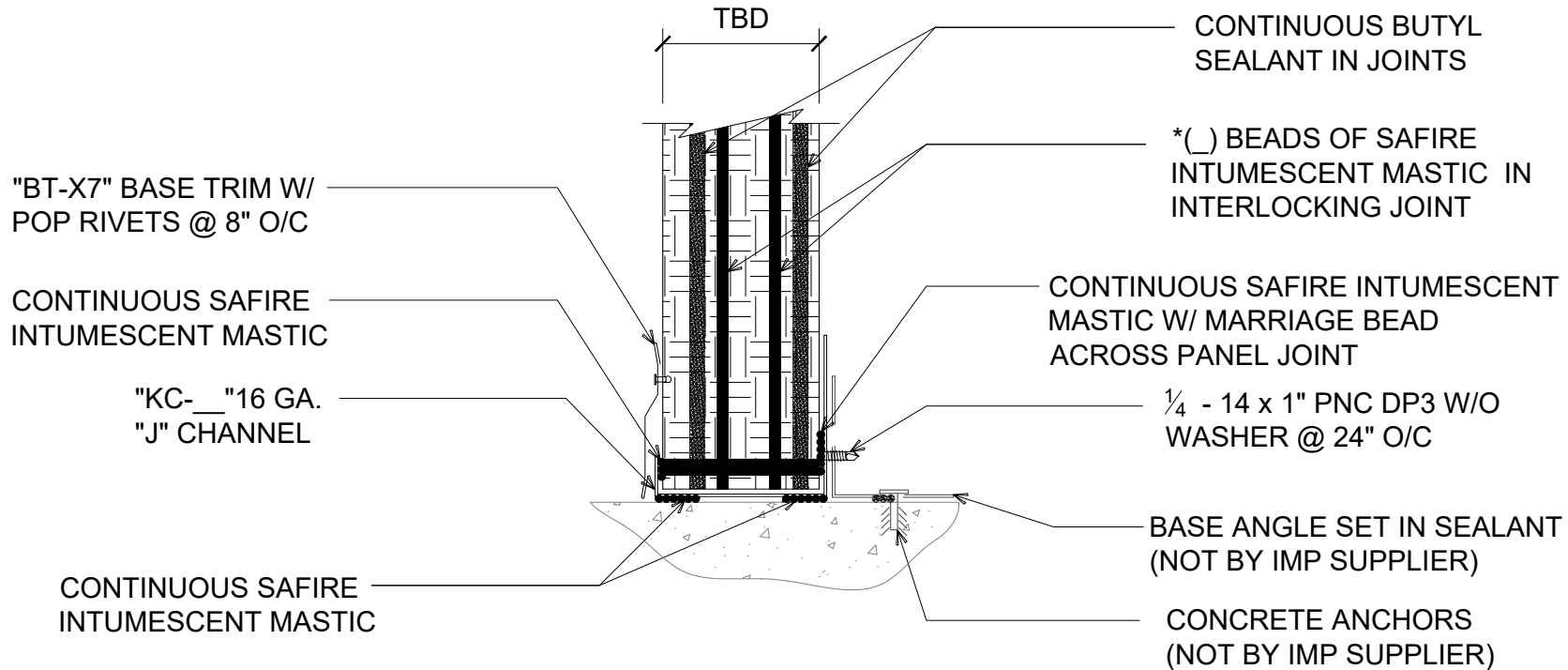
DETAIL:	CORNER TRANSITION - PROFILED INSIDE			SHEET:	1	OF	1
	APPLICATION:			DATE:	04/25/24	DRAWN BY:	MMF
	VERTICAL FIRE WALL, COMMERCIAL & INDUSTRIAL			AWIP DETAIL NUMBER: MW-ACH-CT-013			

929 ALDRIDGE ROAD
VACAVILLE, CA 95688
TEL: (707) 359-2280
FAX: (707) 359-2286
WWW.AWIPANELS.COM



NOTE: 8" PANEL REQUIRES
HWH THROUGH FASTENERS W/
PROFIED TRIM

NOTE: DETAIL DEPICTS PANEL SECTION AT PANEL
JOINTS AND FASTENING REQUIREMENTS



#J BASE DETAIL - PARTITION

(SECTION VIEW)

DETAIL:

BASE CONDITION

APPLICATION:

VERTICAL FIRE WALL, INTERIOR AMBIENT

AWIP DETAIL NUMBER:

MWW-AAI-BC-010_J

929 ALDRIDGE ROAD
VACAVILLE, CA 95688
TEL: (707) 359-2280
FAX: (707) 359-2286
WWW.AWIPANELS.COM

All Weather
Insulated Panels



DATE: 06/12/25

DRAWN BY:

MMF

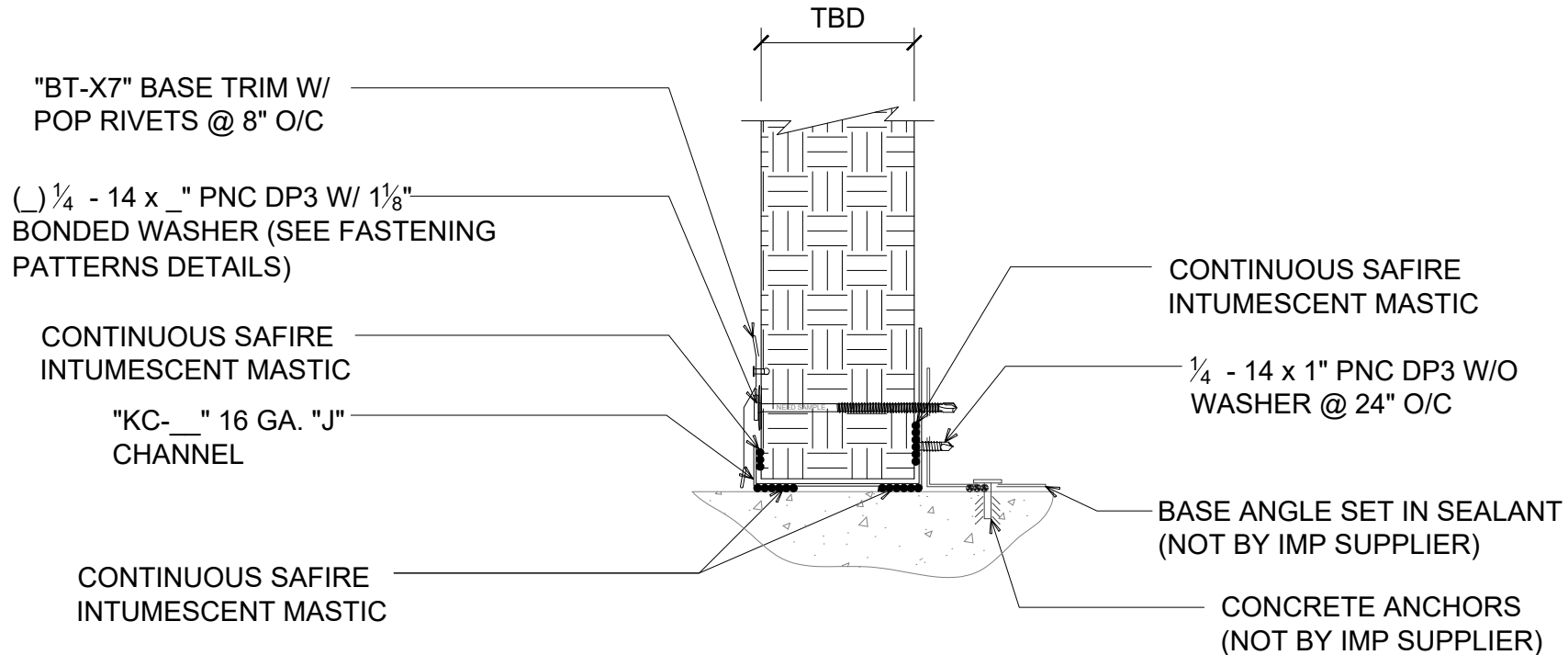
SHEET:

1

OF 1

NOTE: 8" PANEL REQUIRES
HWH THROUGH FASTENERS W/
PROFIED TRIM

NOTE: DETAIL DEPICTS PANEL SECTION BETWEEN
JOINTS AND FASTENING REQUIREMENTS



#M BASE DETAIL - PARTITION MID PANEL

(SECTION VIEW)

DETAIL:

BASE CONDITION

APPLICATION:

VERTICAL FIRE WALL, INTERIOR AMBIENT

AWIP DETAIL NUMBER:

MW-AAI-BC-010_M

929 ALDRIDGE ROAD
VACAVILLE, CA 95688
TEL: (707) 359-2280
FAX: (707) 359-2286
WWW.AWIPANELS.COM

All Weather
Insulated Panels



DATE: 06/12/25

DRAWN BY: MMF

SHEET:

1

OF 1

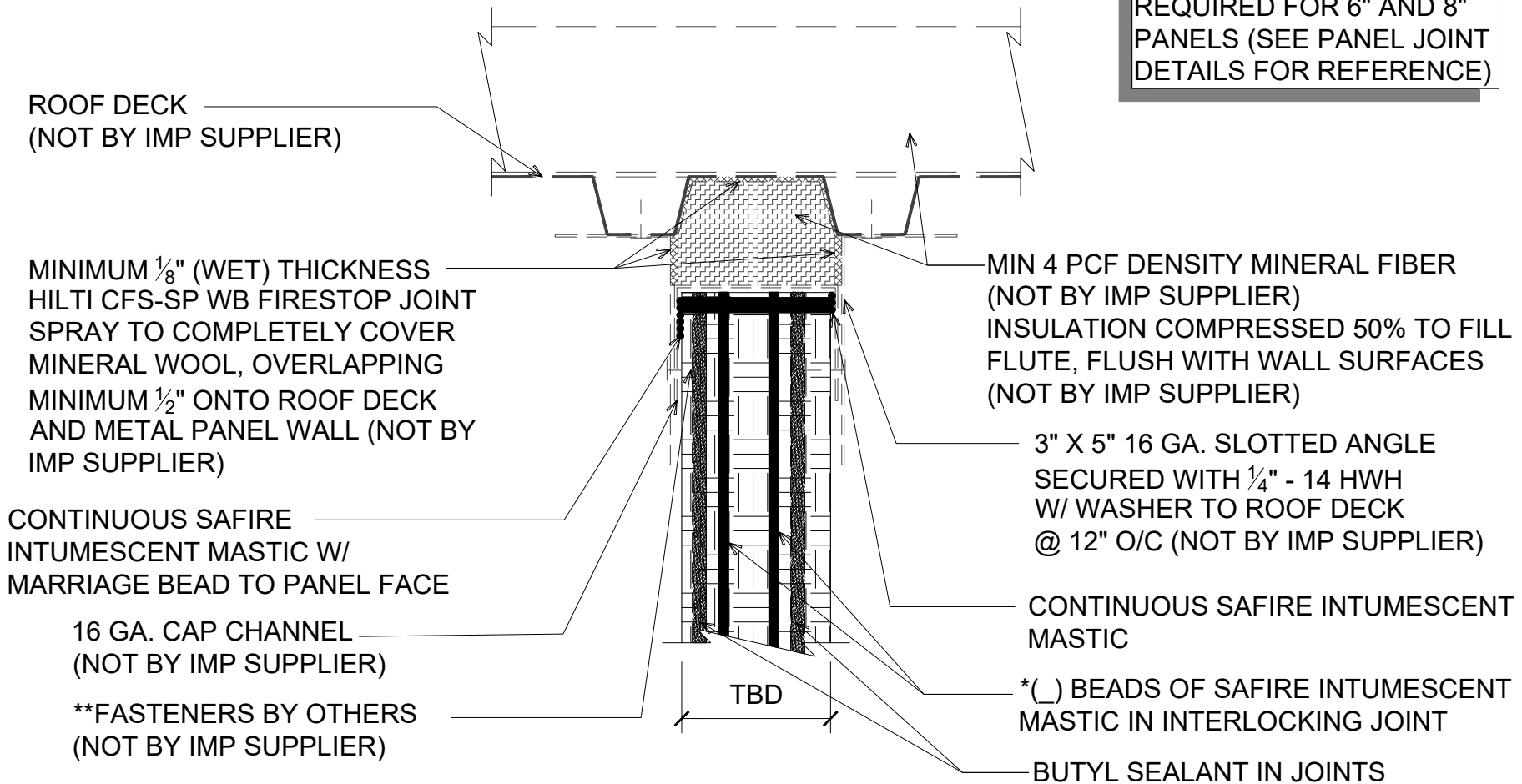
ROOF DECK
(NOT BY IMP SUPPLIER)

MINIMUM $\frac{1}{8}$ " (WET) THICKNESS
HILTI CFS-SP WB FIRESTOP JOINT
SPRAY TO COMPLETELY COVER
MINERAL WOOL, OVERLAPPING
MINIMUM $\frac{1}{2}$ " ONTO ROOF DECK
AND METAL PANEL WALL (NOT BY
IMP SUPPLIER)

CONTINUOUS SAFIRE
INTUMESCENT MASTIC W/
MARRIAGE BEAD TO PANEL FACE

16 GA. CAP CHANNEL
(NOT BY IMP SUPPLIER)

**FASTENERS BY OTHERS
(NOT BY IMP SUPPLIER)



NOTE: AVOID TIGHTENING FASTENERS
AT SLOTS TO ALLOW FOR MOVEMENT.

FIRE RATED ASSEMBLY PARTITION WALL TO ROOF (SECTION VIEW)

NOTE: *3 BEADS OF SAFIRE
INTUMESCENT MASTIC
REQUIRED FOR 6" AND 8"
PANELS (SEE PANEL JOINT
DETAILS FOR REFERENCE)

DETAIL:

PARTITION TO ROOF

APPLICATION:

VERTICAL FIRE WALL, INTERIOR AMBIENT

AWIP DETAIL NUMBER:

MWW-AAL-PT-010

929 ALDRIDGE ROAD
VACAVILLE, CA 95688
TEL: (707) 359-2280
FAX: (707) 359-2286
WWW.AWIPANELS.COM

All Weather
Insulated Panels

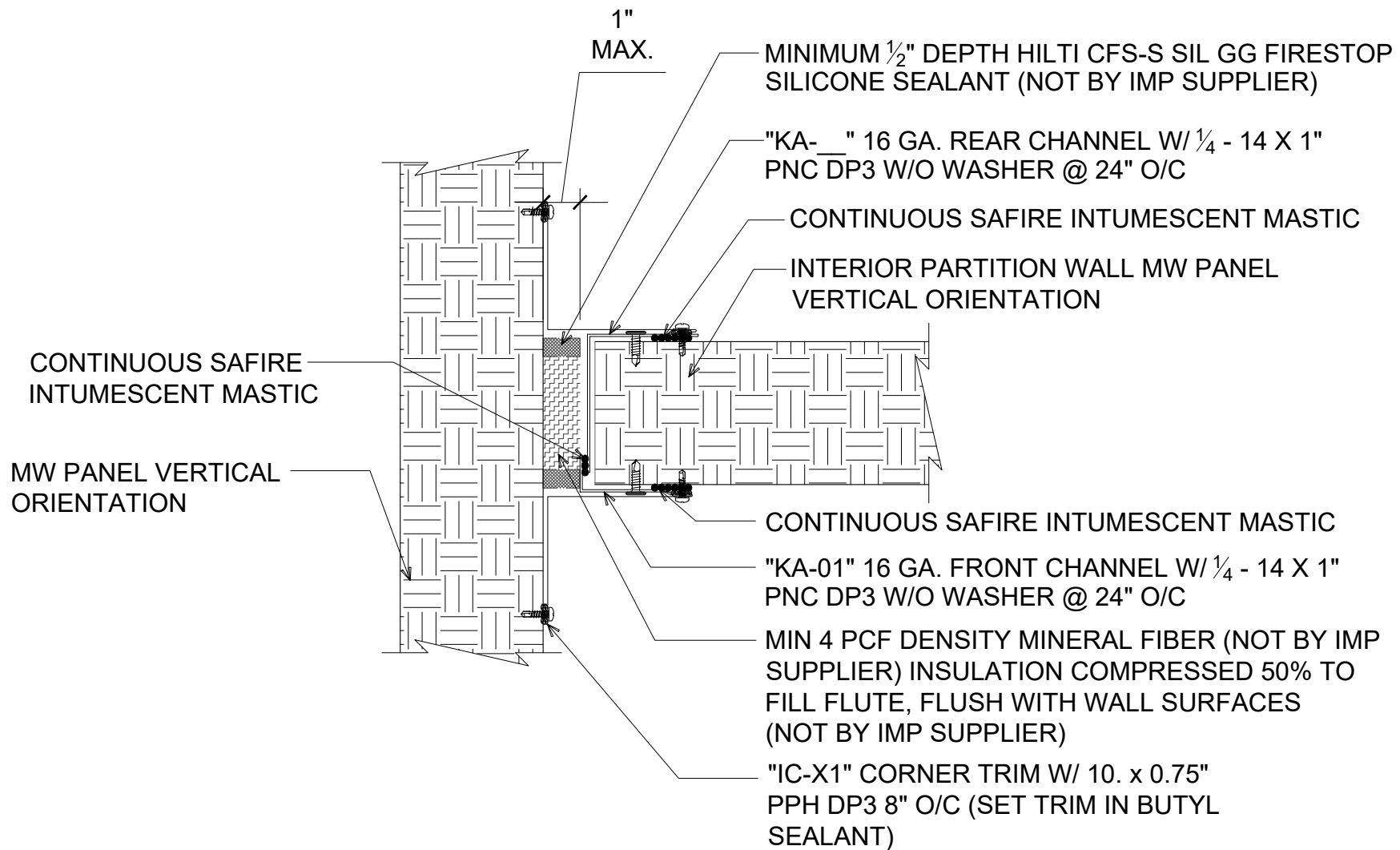


SHEET:

DATE:
09/12/23

DRAWN BY:
MMF

1 OF 1



#

INTERIOR PARTITION ENDWALL DETAIL

(PLAN VIEW)

DETAIL:

CORNER TRANSITION - PARTITION ENDWALL

APPLICATION:

VERTICAL FIRE WALL, INTERIOR AMBIENT

AWIP DETAIL NUMBER:

MWV-AAL-CT-010

DATE:

11/20/23

DRAWN BY:

MMF

SHEET:

1

OF 1

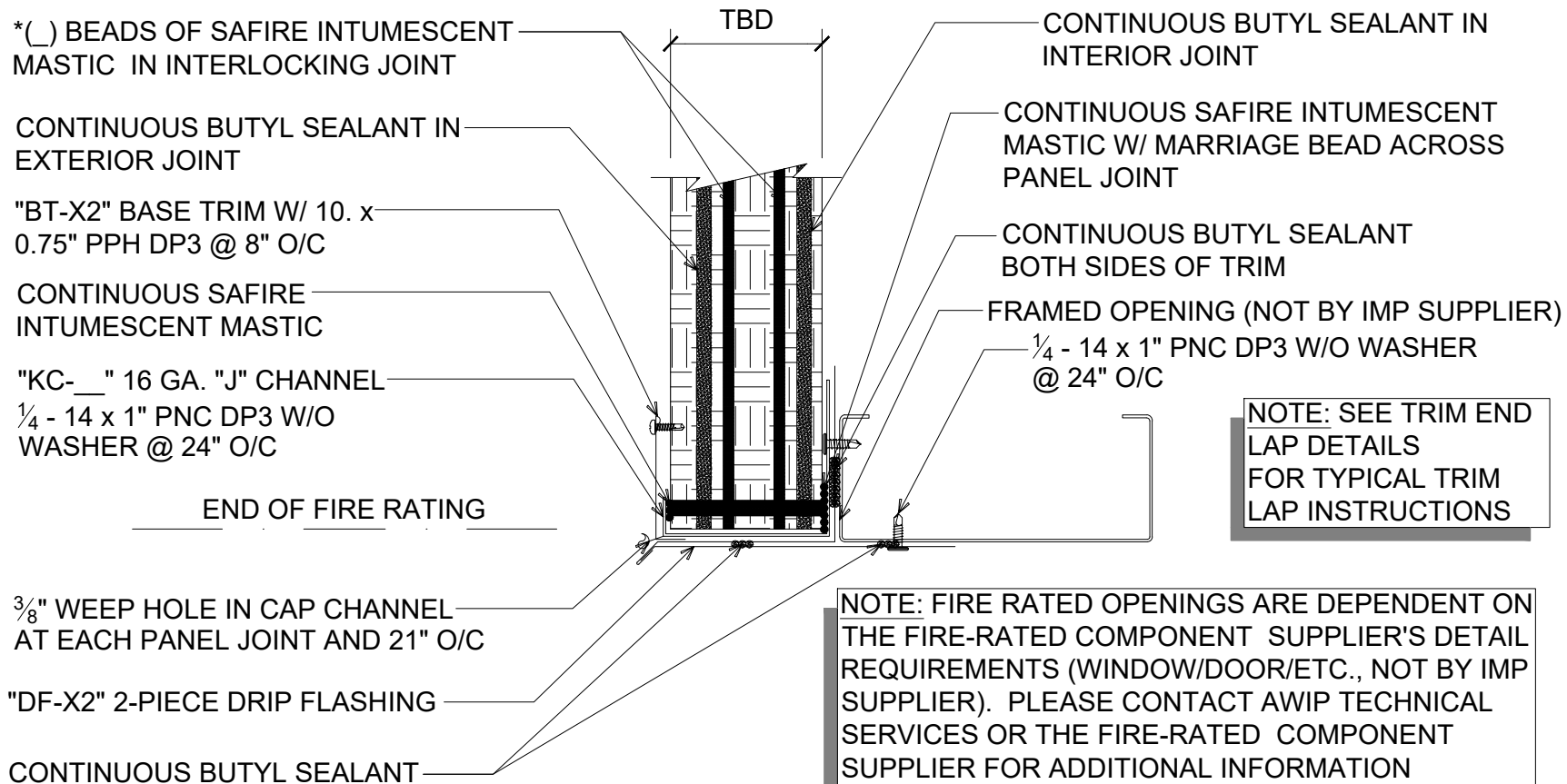
929 ALDRIDGE ROAD
VACAVILLE, CA 95688
TEL: (707) 359-2280
FAX: (707) 359-2286
WWW.AWIPANELS.COM

All Weather
Insulated Panels



NOTES: DETAIL DEPICTS PANEL SECTION AT PANEL JOINTS AND FASTENING REQUIREMENTS

*NOTE: 3 BEADS OF SAFIRE INTUMESCENT MASTIC REQUIRED FOR 6" AND 8" PANELS (SEE PANEL JOINT DETAILS FOR REFERENCE)



#J FRAMED OPENING HEAD FLAT TRIM W/ DRIP EDGE AT JT (4"& 6" PANELS ONLY) (SECTION VIEW)

DETAIL:

FRAMED OPENING - HEADER

APPLICATION:

VERTICAL FIRE WALL, COMMERCIAL & INDUSTRIAL

AWIP DETAIL NUMBER:

MWW-ACH-FO-010_J

929 ALDRIDGE ROAD
VACAVILLE, CA 95688
TEL: (707) 359-2280
FAX: (707) 359-2286
WWW.AWIPANELS.COM



SHEET:

DATE: 04/25/24

DRAWN BY: MMF

1

OF 1

NOTE: HEX HEAD THROUGH FASTENERS ARE REQUIRED FOR STRUTURAL CONNECTION OF PANELS WITH 8" THICKNESS. LOW PROFILE/PANCAKE HEAD SCREWS ARE AVAILABLE FOR STITCH FASTENING AT PANEL JOINTS. SEE PANEL JOINT DETAILS FOR JOINT STITCH FASTENING INFORMATION.

*NOTE: 3 BEADS OF SAFIRE INTUMESCENT MASTIC REQUIRED FOR 6" AND 8" PANELS (SEE PANEL JOINT DETAILS FOR REFERENCE)

NOTES: DETAIL DEPICTS PANEL SECTION BETWEEN JOINTS AND FASTENING REQUIREMENTS

"BT-X2" BASE TRIM W/ 10. x 0.75" PPH DP3 @ 8" O/C

() 1/4 - 14 x PNC DP3 PER PANEL (SEE FASTENING PATTERNS DETAILS)

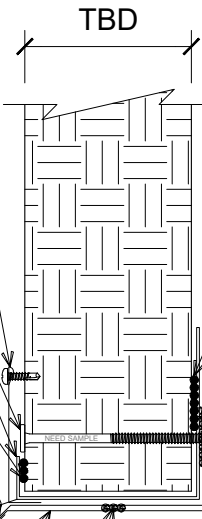
"KC-_" 16 GA. "J" CHANNEL W/ 1/4 - 14 x 1" PNC DP3 W/O WASHER @ 24" O/C

CONTINUOUS SAFIRE INTUMESCENT MASTIC
END OF FIRE RATING

3/8" WEEP HOLE IN CAP CHANNEL AT EACH PANEL JOINT AND 21" O/C

"DF-X2" 2-PIECE DRIP FLASHING

CONTINUOUS BUTYL SEALANT



CONTINUOUS SAFIRE INTUMESCENT MASTIC W/ MARRIAGE BEAD ACROSS PANEL JOINT

CONTINUOUS BUTYL SEALANT BOTH SIDES OF TRIM

FRAMED OPENING (NOT BY IMP SUPPLIER)

NOTE: SEE TRIM END LAP DETAILS FOR TYPICAL TRIM LAP INSTRUCTIONS

1/4 - 14 x 1" PNC DP3 W/O WASHER @ 24" O/C

NOTE: FIRE RATED OPENINGS ARE DEPENDENT ON THE FIRE-RATED COMPONENT SUPPLIER'S DETAIL REQUIREMENTS (WINDOW/DOOR/ETC., NOT BY IMP SUPPLIER). PLEASE CONTACT AWIP TECHNICAL SERVICES OR THE FIRE-RATED COMPONENT SUPPLIER FOR ADDITIONAL INFORMATION

#M FRAMED OPENING HEAD FLAT TRIM W/ DRIP EDGE MID PNL (4" & 6" PNLS ONLY) (SECTION VIEW)

DETAIL:

FRAMED OPENING - HEADER

APPLICATION:

VERTICAL FIRE WALL, COMMERCIAL & INDUSTRIAL

AWIP DETAIL NUMBER:

MWW-ACH-FO-010_MF

929 ALDRIDGE ROAD
VACAVILLE, CA 95688
TEL: (707) 359-2280
FAX: (707) 359-2286
WWW.AWIPANELS.COM



DATE: 06/12/25

DRAWN BY: MMF

SHEET:

1

OF 1

NOTE: HEX HEAD THROUGH FASTENERS ARE REQUIRED FOR STRUTURAL CONNECTION OF PANELS WITH 8" THICKNESS. LOW PROFILE/PANCAKE HEAD SCREWS ARE AVAILABLE FOR STITCH FASTENING AT PANEL JOINTS. SEE PANEL JOINT DETAILS FOR JOINT STITCH FASTENING INFORMATION.

*NOTE: 3 BEADS OF SAFIRE INTUMESCENT MASTIC REQUIRED FOR 6" AND 8" PANELS (SEE PANEL JOINT DETAILS FOR REFERENCE)

NOTES: DETAIL DEPICTS PANEL SECTION BETWEEN JOINTS AND FASTENING REQUIREMENTS

"BT-X1" PROFILED BASE TRIM W/
10. x 0.75" PPH DP3 @ 8" O/C

() $\frac{1}{4}$ - 14 x _ HWH DP3 PER PANEL
(SEE FASTENING PATTERNS DETAILS)

"KC-08" 16 GA. "J" CHANNEL W/
 $\frac{1}{4}$ - 14 x 1" PNC DP3 W/O
WASHER @ 24" O/C

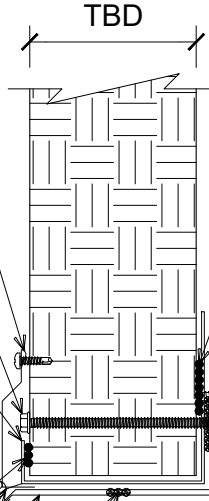
END OF FIRE RATING

CONTINUOUS SAFIRE
INTUMESCENT MASTIC

$\frac{3}{8}$ " WEEP HOLE IN CAP CHANNEL AT
EACH PANEL JOINT AND 21" O/C

"DF-X2" 2-PIECE DRIP FLASHING

CONTINUOUS BUTYL SEALANT



CONTINUOUS SAFIRE INTUMESCENT
MASTIC W/ MARRIAGE BEAD ACROSS
PANEL JOINT

CONTINUOUS BUTYL SEALANT
BOTH SIDES OF TRIM

FRAMED
OPENING
(NOT BY IMP
SUPPLIER)

NOTE: SEE TRIM END
LAP DETAILS
FOR TYPICAL TRIM
LAP INSTRUCTIONS

$\frac{1}{4}$ - 14 x 1" PNC DP3 W/O WASHER
@ 24" O/C

NOTE: FIRE RATED OPENINGS ARE
DEPENDENT ON THE FIRE-RATED COMPONENT
SUPPLIER'S DETAIL REQUIREMENTS
(WINDOW/DOOR/ETC., NOT BY IMP SUPPLIER).
PLEASE CONTACT AWIP TECHNICAL SERVICES
OR THE FIRE-RATED COMPONENT SUPPLIER
FOR ADDITIONAL INFORMATION

#M FRAMED OPENING HEAD PROFILED TRIM W/ DRIP EDGE (REQUIRED FOR 8" PNLS) (SECTION VIEW)

DETAIL:

FRAMED OPENING - HEADER

APPLICATION:

VERTICAL FIRE WALL, COMMERCIAL & INDUSTRIAL

AWIP DETAIL NUMBER:

MWV-ACH-FO-010_MP

DATE: 06/12/25

DRAWN BY: MMF

SHEET:

1

OF 1

929 ALDRIDGE ROAD
VACAVILLE, CA 95688
TEL: (707) 359-2280
FAX: (707) 359-2286
WWW.AWIPANELS.COM



NOTE: 8" PANEL REQUIRES
HWH THROUGH FASTENERS
W/ PROFILED TRIM

1/4 - 14 x 1" PNC DP3 W/O WASHER
@ 24" O/C

CONTINUOUS BUTYL SEALANT

"KA-__" 16 GA. REAR CHANNEL W/ 1/4 - 14 x
1" PNC DP3 W/O WASHER @ 24" O/C

CONTINUOUS SAFIRE INTUMESCENT MASTIC

"KA-01" 16 GA. FRONT CHANNEL W/
1/4 - 14 x 1" PNC DP3 W/O WASHER @
24" O/C

"JT-X1" JAMB TRIM W/ 10.
x 0.75" PPH DP3 @ 8" O/C

NOTE: FIRE RATED OPENINGS ARE
DEPENDENT ON THE FIRE-RATED COMPONENT
SUPPLIER'S DETAIL REQUIREMENTS
(WINDOW/DOOR/ETC., NOT BY IMP SUPPLIER).
PLEASE CONTACT AWIP TECHNICAL SERVICES
OR THE FIRE-RATED COMPONENT SUPPLIER
FOR ADDITIONAL INFORMATION

END OF FIRE RATING

FRAMED OPENING
(NOT BY IMP SUPPLIER)

1/4 - 14 x 1" PNC DP3 (SEE FASTENING PATTERNS
DETAILS)

CONTINUOUS BUTYL SEALANT

CONTINUOUS SAFIRE INTUMESCENT MASTIC

TBD

CONTINUOUS SAFIRE INTUMESCENT MASTIC

CONTINUOUS BUTYL SEALANT OR TAPE

NOTE: SEE TRIM END
LAP DETAILS
FOR TYPICAL TRIM
LAP INSTRUCTIONS

FRAMED OPENING ONE PIECE FLAT JAMB TRIM (4" & 6" PANELS ONLY) (PLAN VIEW)

DETAIL:

FRAMED OPENING - FLAT JAMB

APPLICATION:

VERTICAL FIRE WALL, COMMERCIAL & INDUSTRIAL

AWIP DETAIL NUMBER:

MWV-ACI-FO-011

DATE:

11/01/23

DRAWN BY:

MMF

SHEET:

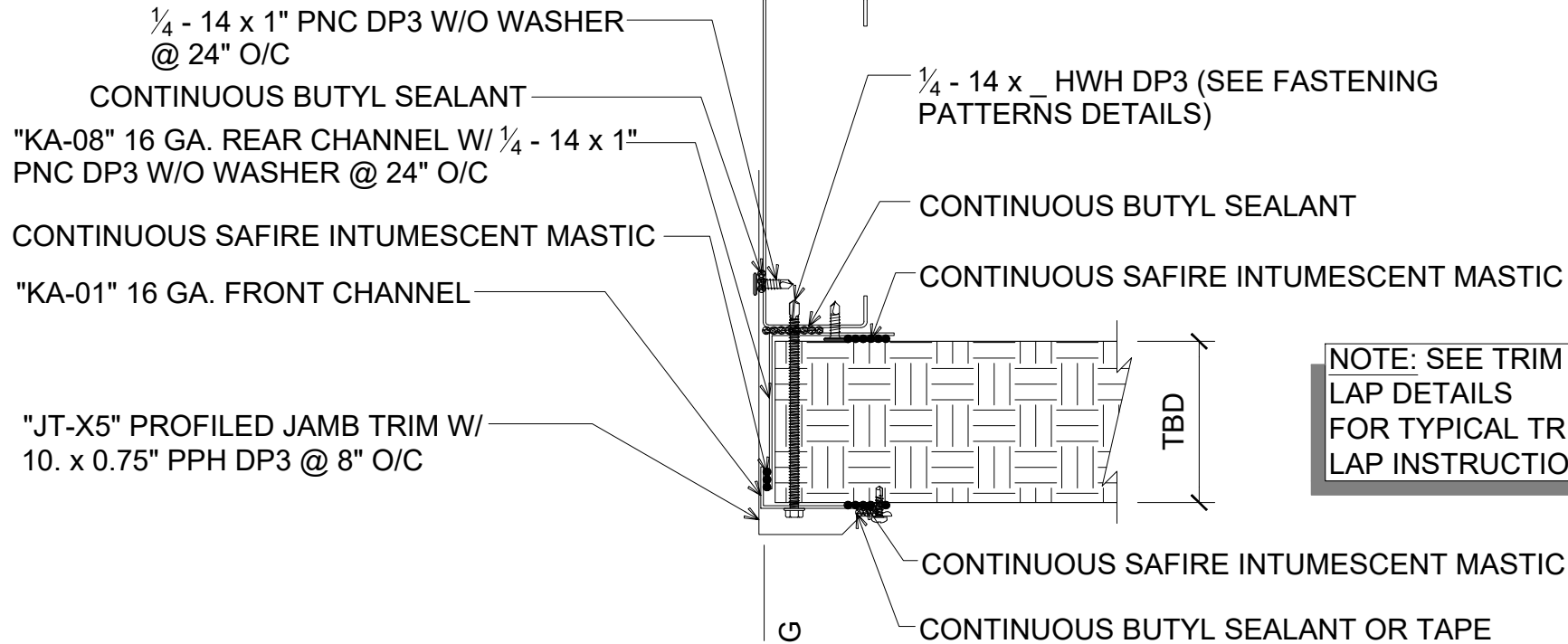
1

OF 1

929 ALDRIDGE ROAD
VACAVILLE, CA 95688
TEL: (707) 359-2280
FAX: (707) 359-2286
WWW.AWIPANELS.COM



NOTE: 8" PANEL REQUIRES
HWH THROUGH FASTENERS
W/ PROFILED TRIM



NOTE: SEE TRIM END
LAP DETAILS
FOR TYPICAL TRIM
LAP INSTRUCTIONS

NOTE: FIRE RATED OPENINGS ARE
DEPENDENT ON THE FIRE-RATED COMPONENT
SUPPLIER'S DETAIL REQUIREMENTS
(WINDOW/DOOR/ETC., NOT BY IMP SUPPLIER).
PLEASE CONTACT AWIP TECHNICAL SERVICES
OR THE FIRE-RATED COMPONENT SUPPLIER
FOR ADDITIONAL INFORMATION

NOTE: HEX HEAD THROUGH FASTENERS ARE
REQUIRED FOR STRUTURAL CONNECTION OF PANELS
WITH 8" THICKNESS. LOW PROFILE/PANCAKE HEAD
SCREWS ARE AVAILABLE FOR STITCH FASTENING AT
PANEL JOINTS. SEE PANE JOINT DETAILS FOR JOINT
STITCH FASTENING INFORMATION.

FRAMED OPENING ONE PIECE PROFILED JAMB TRIM (REQUIRED FOR 8" PANELS) (PLAN VIEW)

DETAIL: FRAMED OPENING - PROFILED JAMB

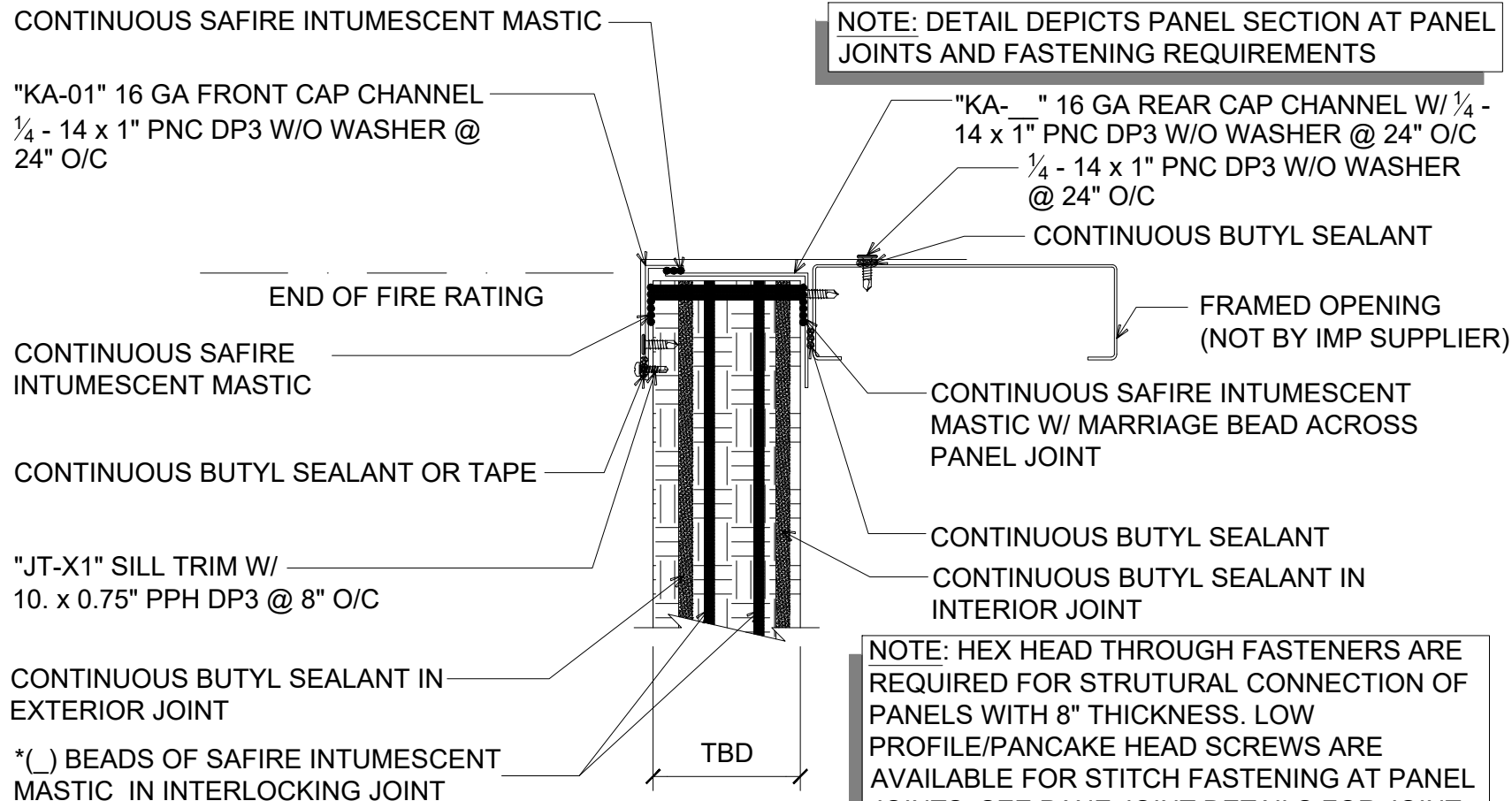
APPLICATION:
VERTICAL FIRE WALL, COMMERCIAL & INDUSTRIAL
AWIP DETAIL NUMBER:
MWV-ACI-FO-012

SHEET:
DATE: 11/01/23
DRAWN BY: MMF
1 OF 1

NOTE: SEE TRIM END LAP DETAILS
FOR TYPICAL TRIM LAP INSTRUCTIONS

*NOTE: 3 BEADS OF SAFIRE INTUMESCENT MASTIC
REQUIRED FOR 6" AND 8" PANELS (SEE PANEL
JOINT DETAILS FOR REFERENCE)

NOTE: DETAIL DEPICTS PANEL SECTION AT PANEL
JOINTS AND FASTENING REQUIREMENTS



NOTE: HEX HEAD THROUGH FASTENERS ARE
REQUIRED FOR STRUTURAL CONNECTION OF
PANELS WITH 8" THICKNESS. LOW
PROFILE/PANCAKE HEAD SCREWS ARE
AVAILABLE FOR STITCH FASTENING AT PANEL
JOINTS. SEE PANE JOINT DETAILS FOR JOINT
STITCH FASTENING INFORMATION.

#J FRAMED OPENING ONE PIECE FLAT SILL TRIM AT JOINT (4" & 6" PANELS ONLY) (SECTION VIEW)

DETAIL:

FRAMED OPENING - SILL

APPLICATION:

VERTICAL FIRE WALL, COMMERCIAL & INDUSTRIAL

AWIP DETAIL NUMBER:

MWW-ACH-FO-013_J

929 ALDRIDGE ROAD
VACAVILLE, CA 95688
TEL: (707) 359-2280
FAX: (707) 359-2286
WWW.AWIPANELS.COM



DATE: 06/12/25

DRAWN BY: MMF

SHEET:

1

OF 1

CONTINUOUS SAFIRE INTUMESCENT MASTIC

"KA-01" 16 GA FRONT CAP CHANNEL
W/ 1/4 - 14 x 1" PNC DP3 W/O WASHER
@ 24" O/C

NOTE: DETAIL DEPICTS PANEL SECTION BETWEEN
JOINTS AND FASTENING REQUIREMENTS

"KA- " 16 GA REAR CAP CHANNEL W/ 1/4 -
14 x 1" PNC DP3 W/O WASHER @ 24" O/C

1/4 - 14 x 1" PNC DP3 W/O WASHER
@ 24" O/C

CONTINUOUS BUTYL SEALANT

END OF FIRE RATING

CONTINUOUS SAFIRE
INTUMESCENT MASTIC

FRAMED OPENING
(NOT BY IMP SUPPLIER)

CONTINUOUS BUTYL SEALANT OR TAPE

() 1/4 - 14 x _ PNC DP3 PER PANEL (AS
REQUIRED FOR WIND LOAD; SEE
FASTENING PATTERNS DETAILS)

"JT-X1" SILL TRIM W/
10. x 0.75" PPH DP3 @ 8" O/C

CONTINUOUS SAFIRE
INTUMESCENT MASTIC

CONTINUOUS
BUTYL SEALANT

TBD

NOTE: FIRE RATED OPENINGS ARE
DEPENDENT ON THE FIRE-RATED
COMPONENT SUPPLIER'S DETAIL
REQUIREMENTS (WINDOW/DOOR/ETC.,
NOT BY IMP SUPPLIER). PLEASE
CONTACT AWIP TECHNICAL SERVICES OR
THE FIRE-RATED COMPONENT SUPPLIER
FOR ADDITIONAL INFORMATION

NOTE: SEE TRIM END LAP DETAILS
FOR TYPICAL TRIM LAP INSTRUCTIONS

#M FRAMED OPENING ONE PIECE FLAT SILL TRIM MID PANEL (4" & 6" PANELS ONLY) (SECTION VIEW)

DETAIL:

FRAMED OPENING - SILL

APPLICATION:

VERTICAL FIRE WALL, COMMERCIAL & INDUSTRIAL

AWIP DETAIL NUMBER:

MWW-ACH-FO-013_MF

929 ALDRIDGE ROAD
VACAVILLE, CA 95688
TEL: (707) 359-2280
FAX: (707) 359-2286
WWW.AWIPANELS.COM

All Weather
Insulated Panels



SHEET:

1

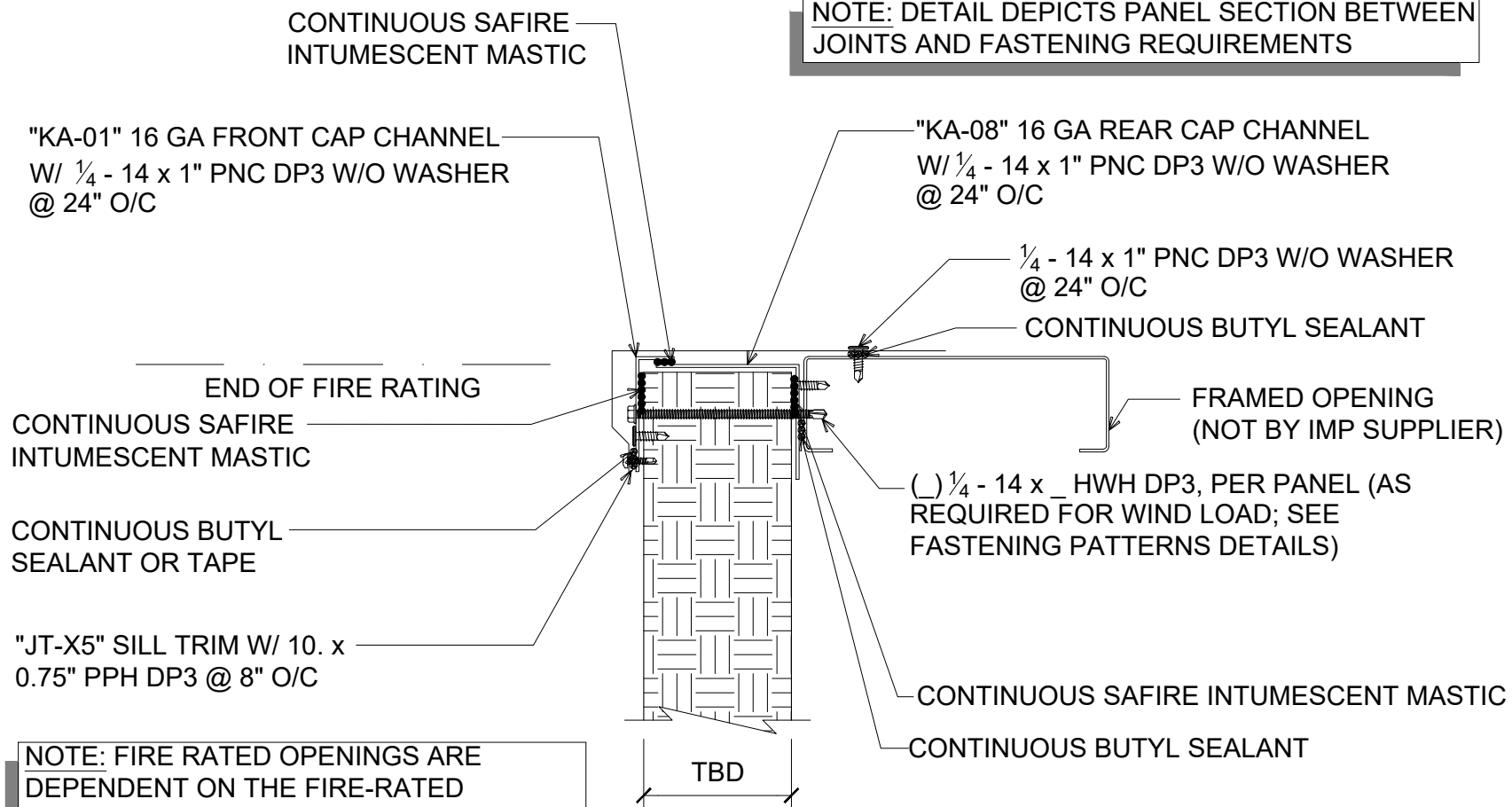
OF 1

DATE:

06/12/25

DRAWN BY:

MMF



#M FRAMED OPENING ONE PIECE PROFILED SILL TRIM (REQUIRED FOR 8" PANELS) (SECTION VIEW)

DETAIL:

FRAMED OPENING - SILL

APPLICATION:

VERTICAL FIRE WALL, COMMERCIAL & INDUSTRIAL

AWIP DETAIL NUMBER:

MWW-ACH-FO-013_MP

929 ALDRIDGE ROAD
VACAVILLE, CA 95688
TEL: (707) 359-2280
FAX: (707) 359-2286
WWW.AWIPANELS.COM

All Weather
Insulated Panels



SHEET:

1

OF 1

DATE:

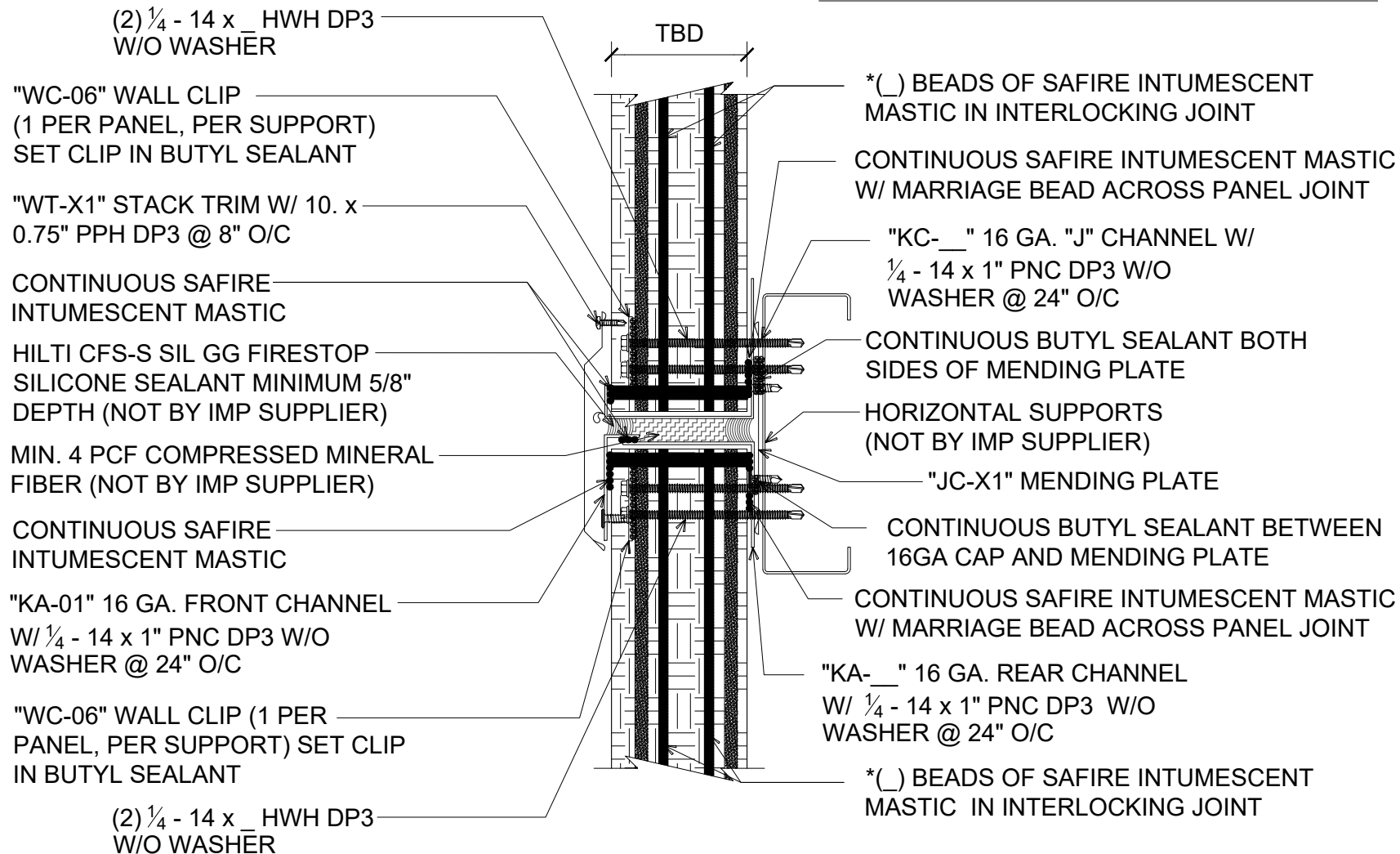
06/12/25

DRAWN BY:

MMF

NOTE: DETAIL DEPICTS PANEL SECTION AT
PANEL JOINTS AND FASTENING REQUIREMENTS

*NOTE: 3 BEADS OF SAFIRE INTUMESCENT
MASTIC REQUIRED FOR 6" AND 8" PANELS
(SEE PANEL JOINT DETAILS FOR REFERENCE)



#J FIRE RATED ASSEMBLY STACK JOINT AT JOINT (SECTION VIEW)

DETAIL: STACK JOINT

929 ALDRIDGE ROAD
VACAVILLE, CA 95688
TEL: (707) 359-2280
FAX: (707) 359-2286
WWW.AWIPANELS.COM



APPLICATION: VERTICAL FIRE WALL, COMMERCIAL & INDUSTRIAL
AWIP DETAIL NUMBER: MWV-ACI-SJ-010 J

SHEET: 1 OF 1
DATE: 04/25/24
DRAWN BY: MMF

CONTINUOUS BUTYL SEALANT

"WT-X1" STACK TRIM W/ 10.
x 0.75" PPH DP3 @ 8" O/C

() 1/4 - 14 x _ PNC DP3 W/O
WASHER PER PANEL (SEE
FASTENING PATTERNS DETAILS)

CONTINUOUS SAFIRE
INTUMESCENT MASTIC

HILTI CFS-S SIL GG FIRESTOP
SILICONE SEALANT MINIMUM
5/8" DEPTH (NOT BY IMP SUPPLIER)

MIN. 4 PCF COMPRESSED MINERAL
FIBER (NOT BY IMP SUPPLIER)

"KA-01" 16 GA. FRONT CHANNEL W/
1/4 - 14 x 1" PNC DP3 W/O WASHER @
24" O/C

CONTINUOUS SAFIRE
INTUMESCENT MASTIC

() 1/4 - 14 x _ PNC DP3 W/O
WASHER PER PANEL (SEE
FASTENING PATTERNS DETAILS)

NOTE: DETAIL DEPICTS PANEL SECTION BETWEEN
JOINTS AND FASTENING REQUIREMENTS

CONTINUOUS SAFIRE
INTUMESCENT MASTIC

"KC-__" 16 GA. "J" CHANNEL W/
1/4 - 14 x 1" PNC DP3 W/O
WASHER @ 24" O/C

CONTINUOUS BUTYL SEALANT
BOTH SIDES OF MENDING PLATE

HORIZONTAL SUPPORTS
(NOT BY IMP SUPPLIER)

"JC-X1" MENDING PLATE

CONTINUOUS BUTYL SEALANT BETWEEN
16GA CAP AND MENDING PLATE

CONTINUOUS SAFIRE
INTUMESCENT MASTIC

"KA-__" 16 GA. REAR CHANNEL
W/ 1/4 - 14 x 1" PNC DP3 W/O
WASHER @ 24" O/C

TBD

NOTE: 8" PANEL REQUIRES HWH
THROUGH FASTENERS W/ PROFILED TRIM

#M FIRE RATED ASSEMBLY STACK JOINT AT MID PANEL (SECTION VIEW)

DETAIL:

STACK JOINT

APPLICATION:

VERTICAL FIRE WALL, COMMERCIAL & INDUSTRIAL

AWIP DETAIL NUMBER:

MVW-ACI-SJ-010_M

929 ALDRIDGE ROAD
VACAVILLE, CA 94688
TEL: (707) 359-2280
FAX: (707) 359-2286
WWW.AWIPANELS.COM

All Weather
Insulated Panels



SHEET:

1

OF
1

DATE:

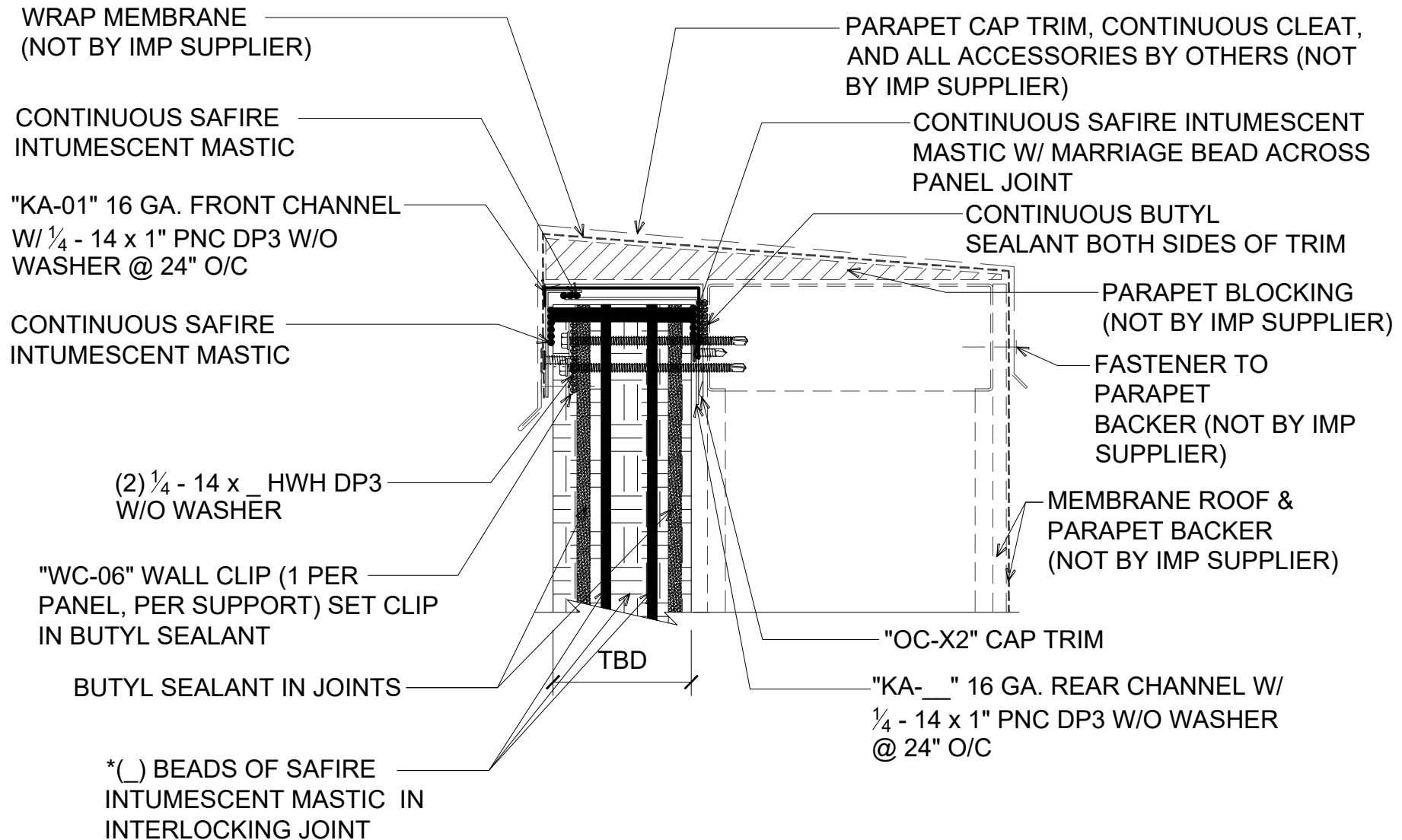
06/12/25

DRAWN BY:

MMF

DETAIL DEPICTS PANEL SECTION AT PANEL JOINTS AND FASTENING REQUIREMENTS

*3 BEADS OF SAFIRE INTUMESCENT MASTIC REQUIRED FOR 6" AND 8" PANELS (SEE PANEL JOINT DETAILS FOR REFERENCE)



#J PARAPET WITH FLAT TRIM AT JOINT (4" & 6" PANELS ONLY) (SECTION VIEW)

DETAIL:

PARAPET WALL - FLAT

APPLICATION:

VERTICAL FIRE WALL, COMMERCIAL & INDUSTRIAL

AWIP DETAIL NUMBER:

MWW-ACI-PW-010_J

SHEET:

DATE: 12/21/23

DRAWN BY: MMF

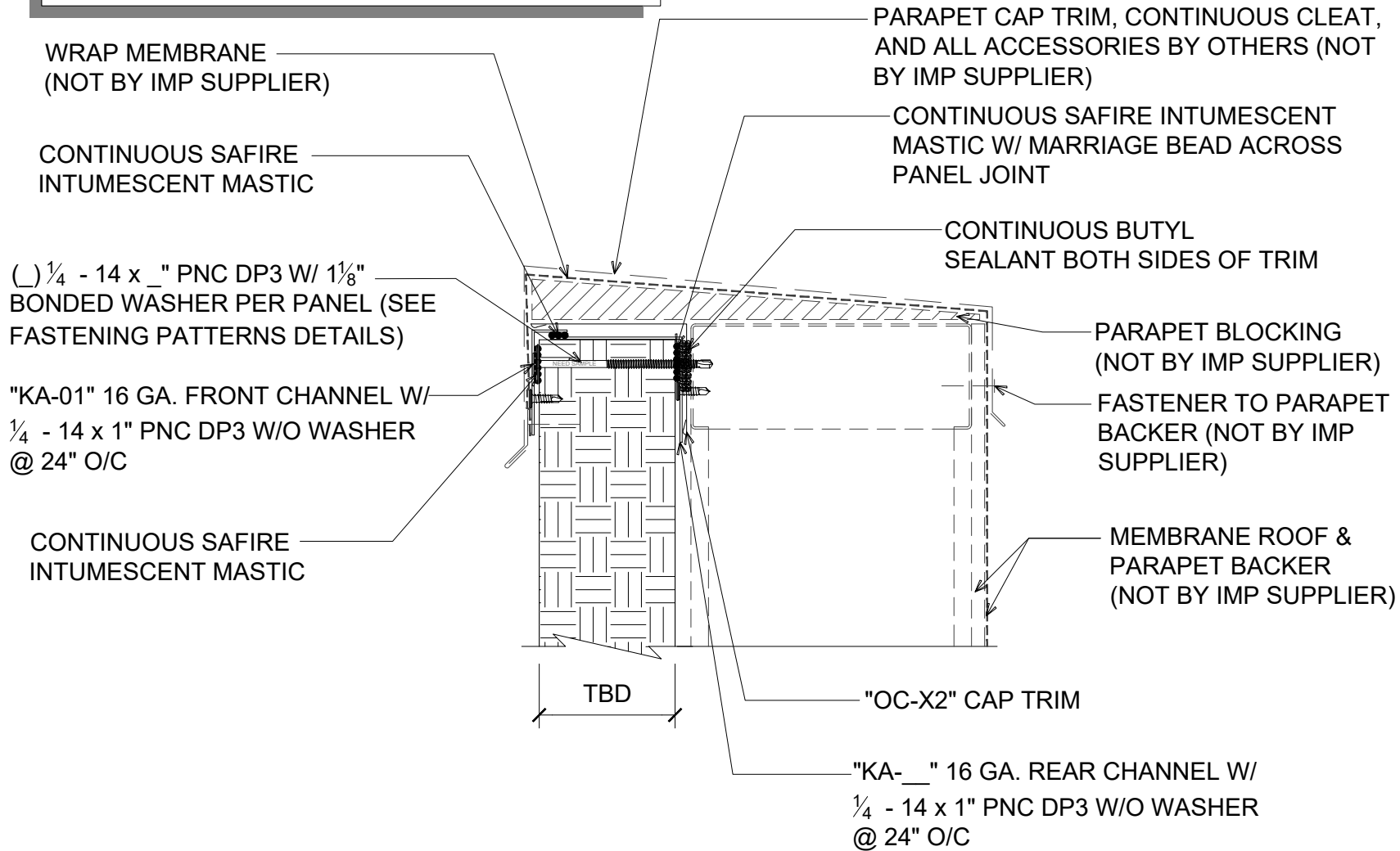
1 OF 1

929 ALDRIDGE ROAD
VACAVILLE, CA 95688
TEL: (707) 359-2280
FAX: (707) 359-2286
WWW.AWIPANELS.COM

All Weather
Insulated Panels



NOTE: DETAIL DEPICTS PANEL SECTION BETWEEN JOINTS AND FASTENING REQUIREMENTS



#M PARAPET WITH FLAT TRIM AT MID PANEL (4" AND 6" PANELS ONLY) (SECTION VIEW)

DETAIL:

PARAPET WALL - FLAT

APPLICATION:

VERTICAL FIRE WALL, COMMERCIAL & INDUSTRIAL

AWIP DETAIL NUMBER:

MWW-ACH-PW-010 M

929 ALDRIDGE ROAD

VACAVILLE, CA 95688

TEL: (707) 359-2280

FAX: (707) 359-2286

WWW.AWIPANELS.COM

All Weather
Insulated Panels



SHEET:

1

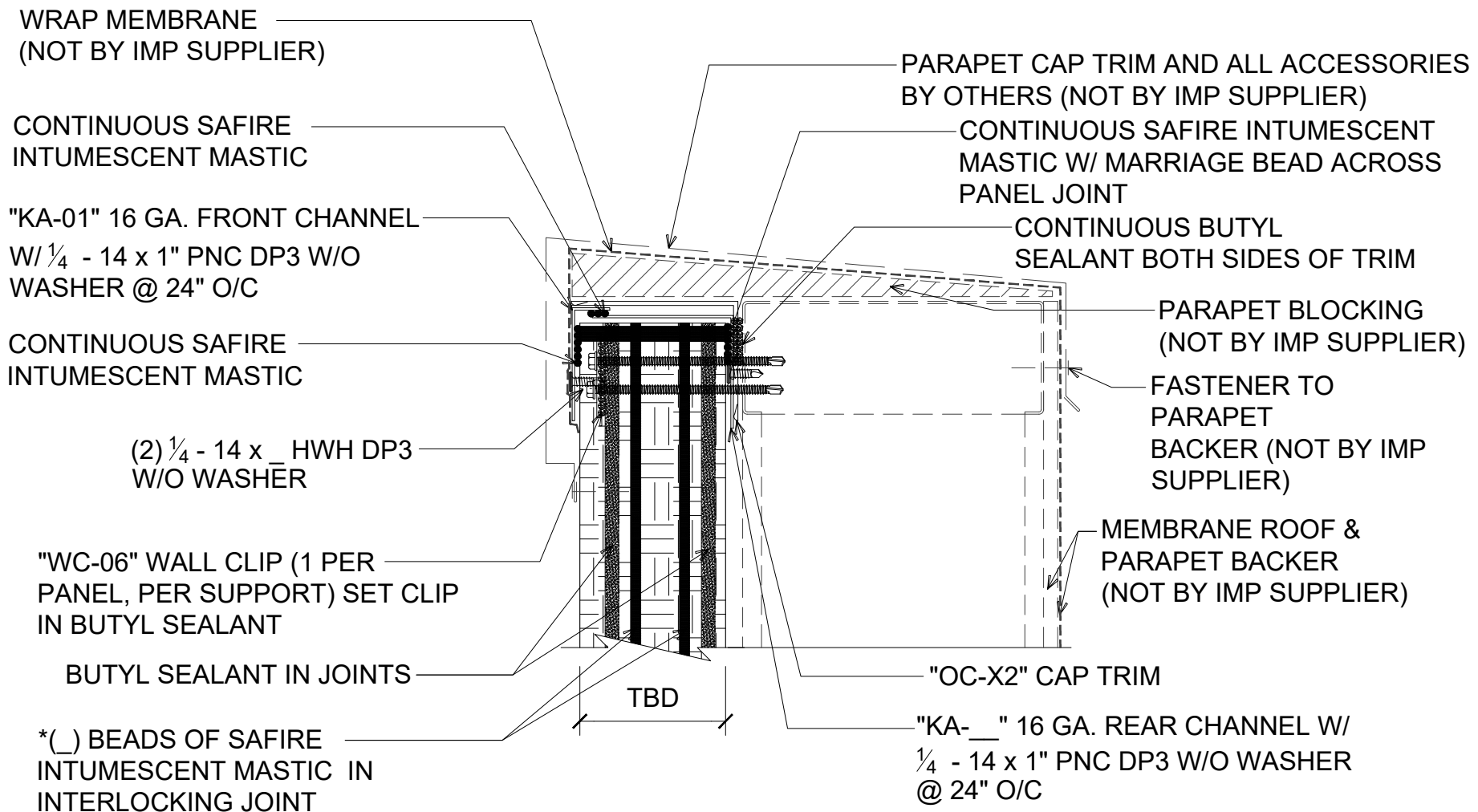
OF 1

DATE: 06/12/25

DRAWN BY: MMF

DETAIL DEPICTS PANEL SECTION AT PANEL JOINTS AND FASTENING REQUIREMENTS

*3 BEADS OF SAFIRE INTUMESCENT MASTIC REQUIRED FOR 6" AND 8" PANELS (SEE PANEL JOINT DETAILS FOR REFERENCE)



NOTE: 8" PANEL REQUIRES HWH THROUGH FASTENERS W/ PROFILED TRIM

#J PARAPET WITH PROFILED TRIM AT JOINT (REQUIRED FOR 8" PANELS)

(SECTION VIEW)

DETAIL:

PARAPET WALL - PROFILED

APPLICATION:

VERTICAL FIRE WALL, COMMERCIAL & INDUSTRIAL

AWIP DETAIL NUMBER:

MWW-ACI-PW-011_J

929 ALDRIDGE ROAD
VACAVILLE, CA 95688
TEL: (707) 359-2280
FAX: (707) 359-2286
WWW.AWIPANELS.COM

All Weather
Insulated Panels



SHEET:

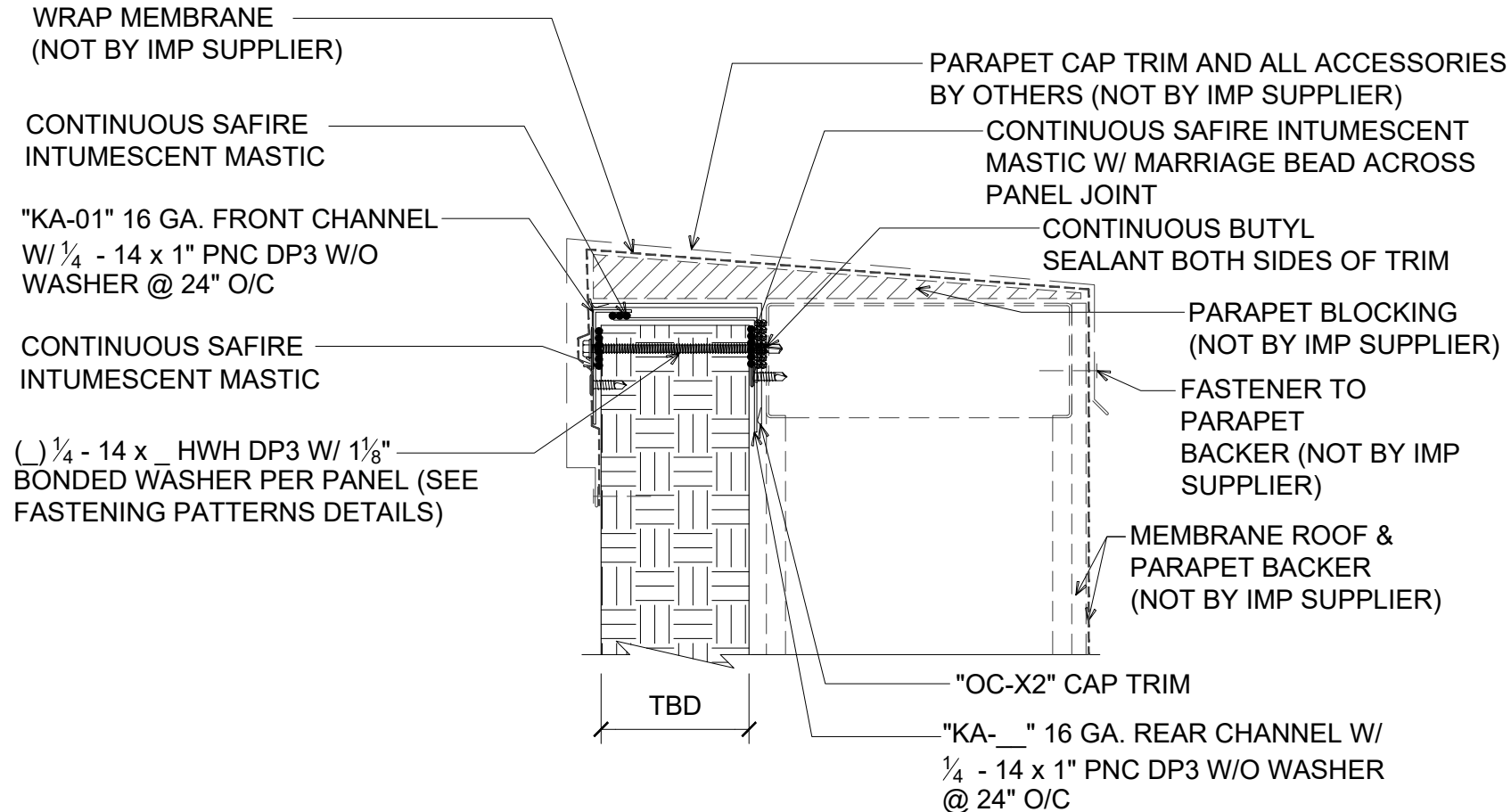
DATE: 12/21/23

DRAWN BY: MMF

1 OF 1

NOTE: DETAIL DEPICTS PANEL SECTION BETWEEN JOINTS AND FASTENING REQUIREMENTS

*3 BEADS OF SAFIRE INTUMESCENT MASTIC REQUIRED FOR 6" AND 8" PANELS (SEE PANEL JOINT DETAILS FOR REFERENCE)



NOTE: 8" PANEL REQUIRES HWH THROUGH FASTENERS W/ PROFILED TRIM

#M PARAPET WITH PROFILED TRIM AT MID PANEL (REQUIRED FOR 8" PANELS) (SECTION VIEW)

DETAIL:

PARAPET WALL - PROFILED

APPLICATION:

VERTICAL FIRE WALL, COMMERCIAL & INDUSTRIAL

AWIP DETAIL NUMBER:

MVW-ACH-PW-011_M

929 ALDRIDGE ROAD
VACAVILLE, CA 95688
TEL: (707) 359-2280
FAX: (707) 359-2286
WWW.AWIPANELS.COM



DATE: 06/12/25

DRAWN BY: MMF

SHEET:

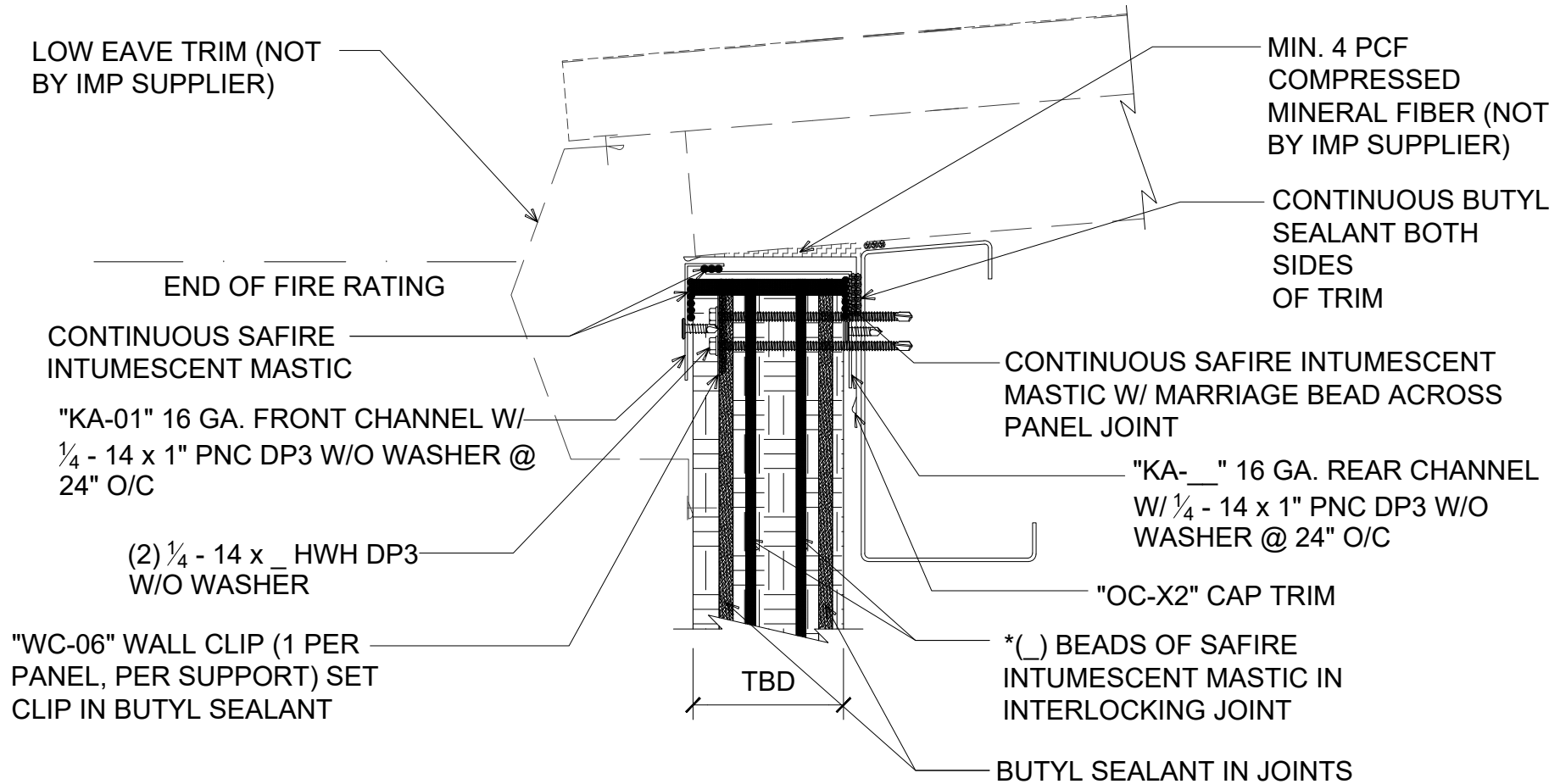
1

OF 1

DETAIL DEPICTS PANEL SECTION AT PANEL JOINTS AND FASTENING REQUIREMENTS

NOTE: REFER TO ROOF DETAILS FOR ROOF INSTALLATION

*3 BEADS OF SAFIRE INTUMESCENT MASTIC REQUIRED FOR 6" AND 8" PANELS (SEE PANEL JOINT DETAILS FOR REFERENCE)



#J WALL TO ROOF AT JOINT

(SECTION VIEW)

DETAIL: WALL TO ROOF - EAVE

APPLICATION:
VERTICAL FIRE WALL, COMMERCIAL & INDUSTRIAL
AWIP DETAIL NUMBER:
MWV-ACI-PT-010-J

929 ALDRIDGE ROAD
VACAVILLE, CA 95688
TEL: (707) 359-2280
FAX: (707) 359-2286
WWW.AWIPANELS.COM

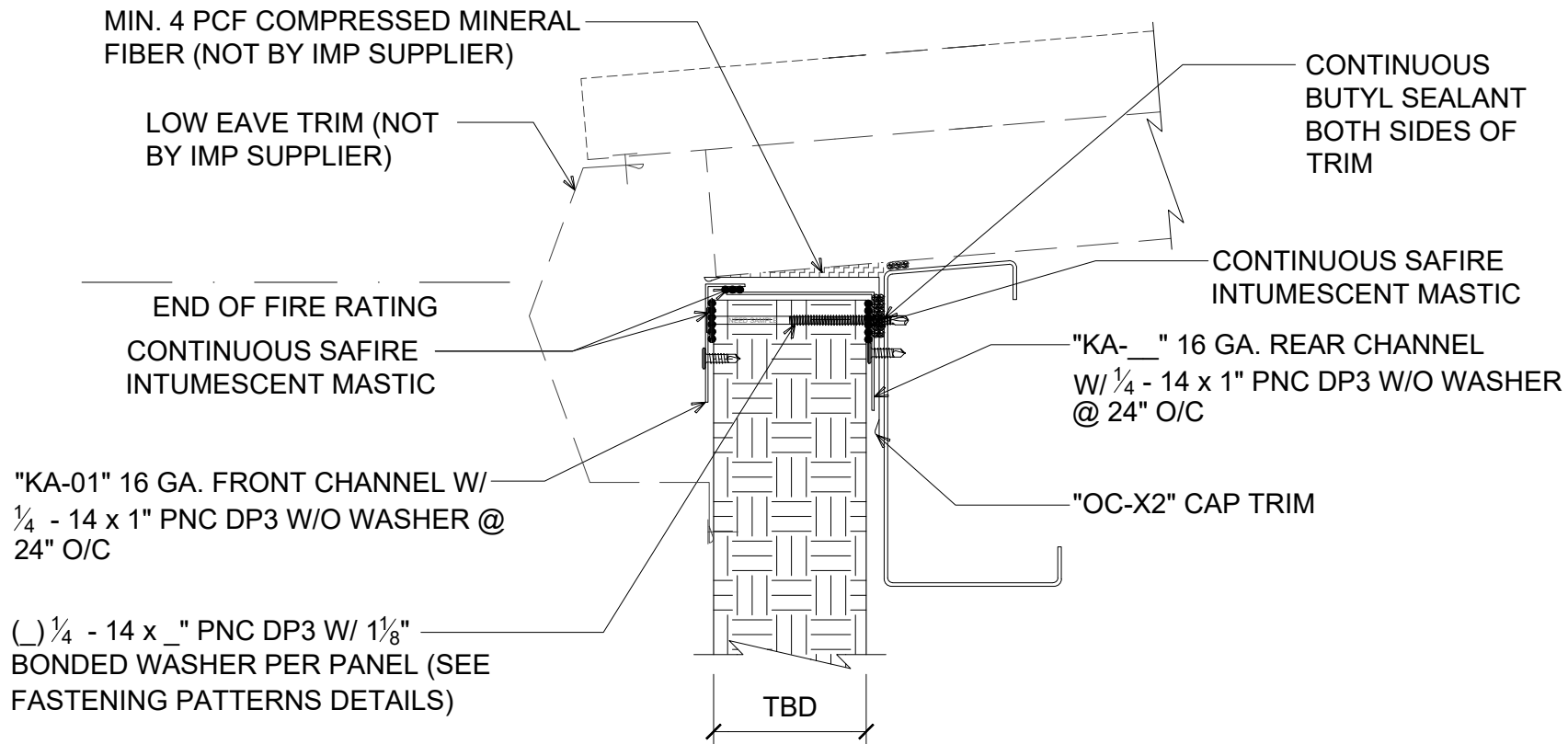
All Weather
Insulated Panels



SHEET:
DATE: 11/20/23
DRAWN BY: MMF
1 OF 1

NOTE: DETAIL DEPICTS PANEL SECTION BETWEEN JOINTS AND FASTENING REQUIREMENTS

NOTE: REFER TO ROOF DETAILS FOR ROOF INSTALLATION



#M WALL TO ROOF AT MID-PANEL

(SECTION VIEW)

DETAIL:

WALL TO ROOF - EAVE

APPLICATION:

VERTICAL FIRE WALL, COMMERCIAL & INDUSTRIAL

AWIP DETAIL NUMBER:

MWW-ACH-PT-010_M

929 ALDRIDGE ROAD
VACAVILLE, CA 94688
TEL: (707) 359-2280
FAX: (707) 359-2286
WWW.AWIPANELS.COM

All Weather
Insulated Panels



DATE: 06/12/25

DRAWN BY: MMF

SHEET:

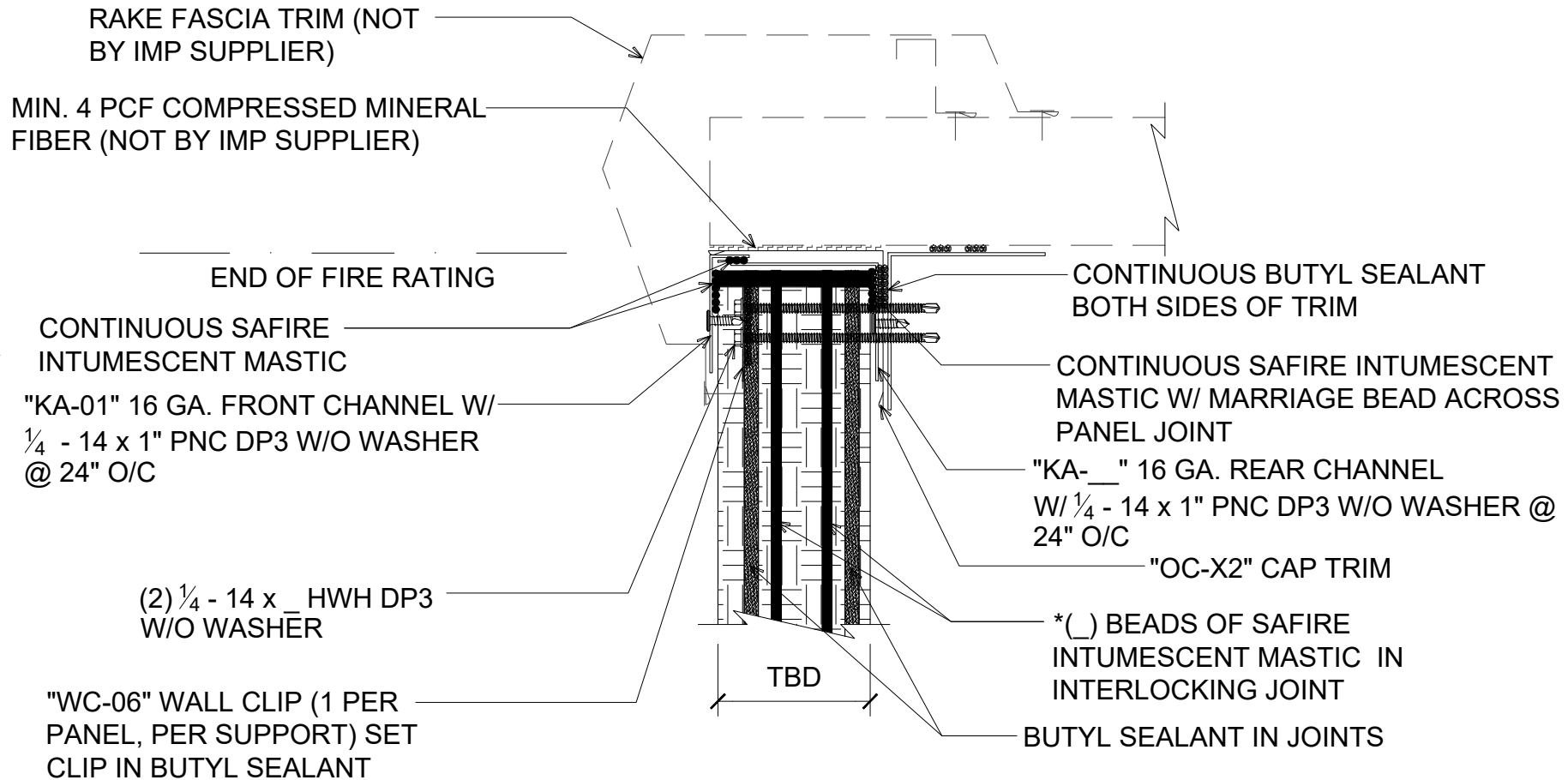
1

OF 1

DETAIL DEPICTS PANEL SECTION AT PANEL JOINTS AND FASTENING REQUIREMENTS

NOTE: REFER TO ROOF DETAILS FOR ROOF INSTALLATION

*3 BEADS OF SAFIRE INTUMESCENT MASTIC REQUIRED FOR 6" AND 8" PANELS (SEE PANEL JOINT DETAILS FOR REFERENCE)



#J WALL TO ROOF AT JOINT

(SECTION VIEW)

DETAIL:

WALL TO ROOF - RAKE

APPLICATION:

VERTICAL FIRE WALL, COMMERCIAL & INDUSTRIAL

AWIP DETAIL NUMBER:

MWV-ACI-PT-011_J

929 ALDRIDGE ROAD
VACAVILLE, CA 95688
TEL: (707) 359-2280
FAX: (707) 359-2286
WWW.AWIPANELS.COM

All Weather
Insulated Panels



SHEET:

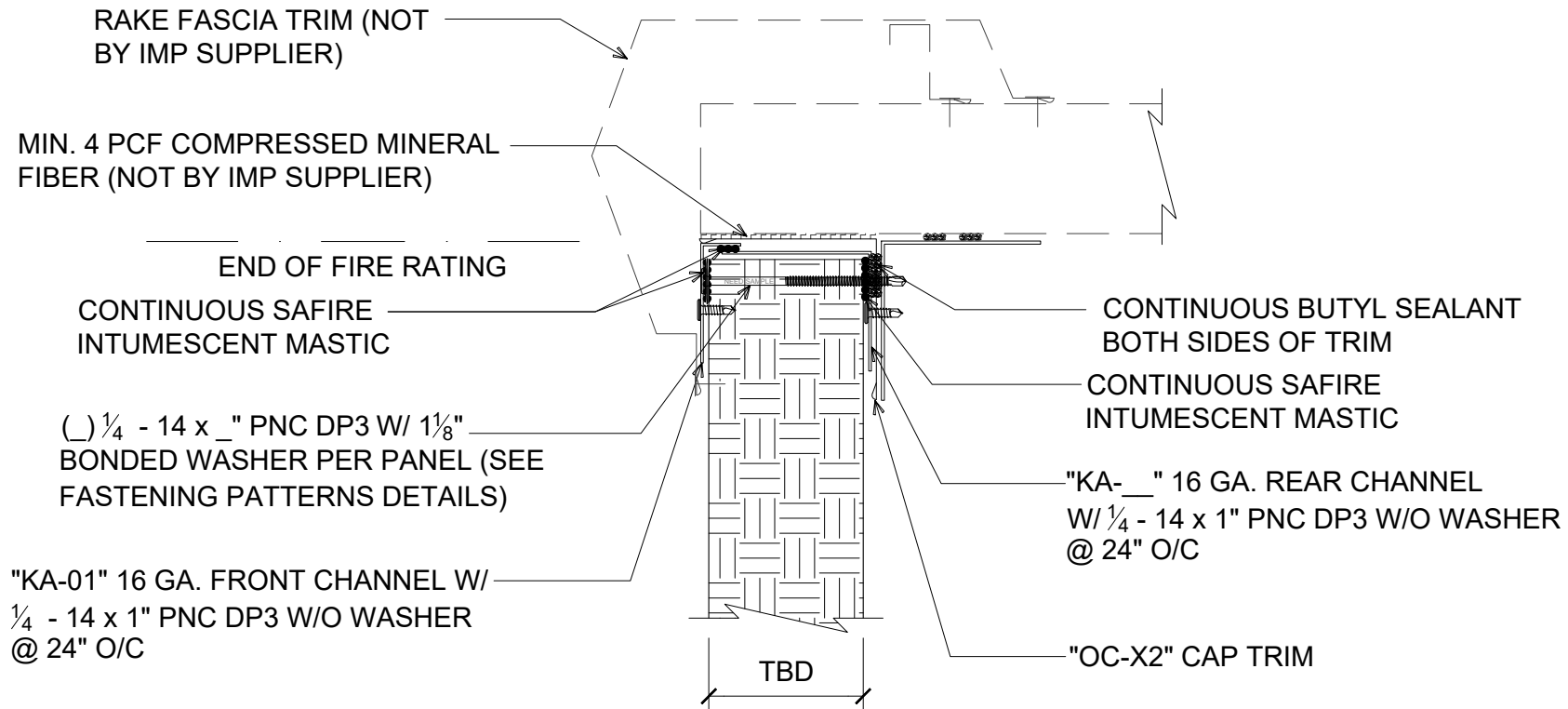
DATE:
11/20/23

DRAWN BY:
MMF

1 OF 1

NOTE: DETAIL DEPICTS PANEL SECTION BETWEEN JOINTS AND FASTENING REQUIREMENTS

NOTE: REFER TO ROOF DETAILS FOR ROOF INSTALLATION



#M WALL TO ROOF AT MID-PANEL

(SECTION VIEW)

DETAIL:

WALL TO ROOF - RAKE

APPLICATION:

VERTICAL FIRE WALL, COMMERCIAL & INDUSTRIAL

AWIP DETAIL NUMBER:

MWW-ACH-PT-011_M

929 ALDRIDGE ROAD
VACAVILLE, CA 94688
TEL: (707) 359-2280
FAX: (707) 359-2286
WWW.AWIPANELS.COM

All Weather
Insulated Panels



SHEET:

DATE:
06/12/25

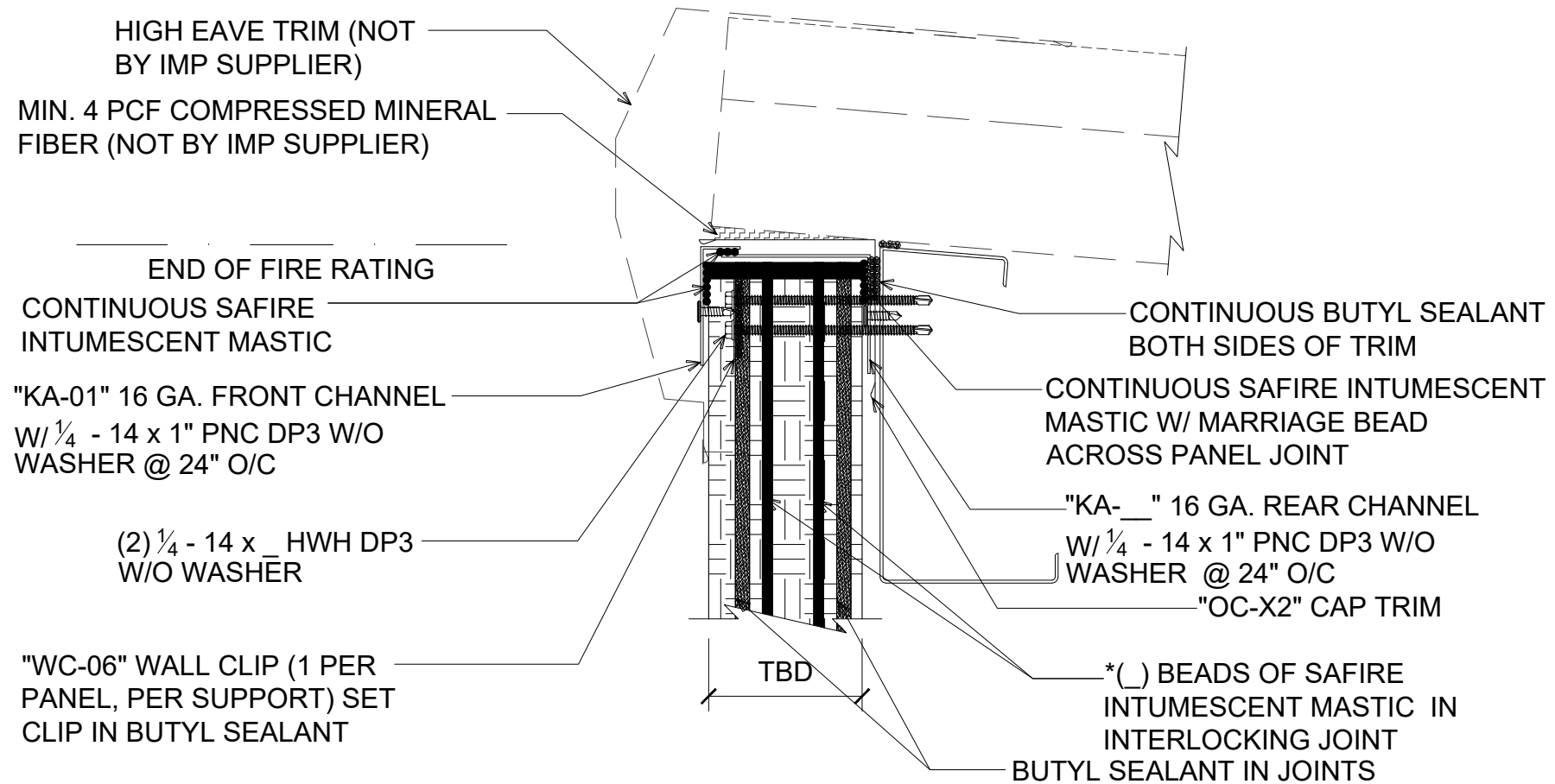
DRAWN BY:
MMF

1 OF 1

DETAIL DEPICTS PANEL SECTION AT PANEL JOINTS AND FASTENING REQUIREMENTS

NOTE: REFER TO ROOF DETAILS FOR ROOF INSTALLATION

*3 BEADS OF SAFIRE INTUMESCENT MASTIC REQUIRED FOR 6" AND 8" PANELS (SEE PANEL JOINT DETAILS FOR REFERENCE)



#J WALL TO ROOF AT JOINT

(SECTION VIEW)

DETAIL: WALL TO ROOF - HIGH EAVE

929 ALDRIDGE ROAD
VACAVILLE, CA 95688
TEL: (707) 359-2280
FAX: (707) 359-2286
WWW.AWIPANELS.COM

All Weather
Insulated Panels



APPLICATION:
VERTICAL FIRE WALL, COMMERCIAL & INDUSTRIAL

AWIP DETAIL NUMBER:
MWV-ACI-PT-012-J

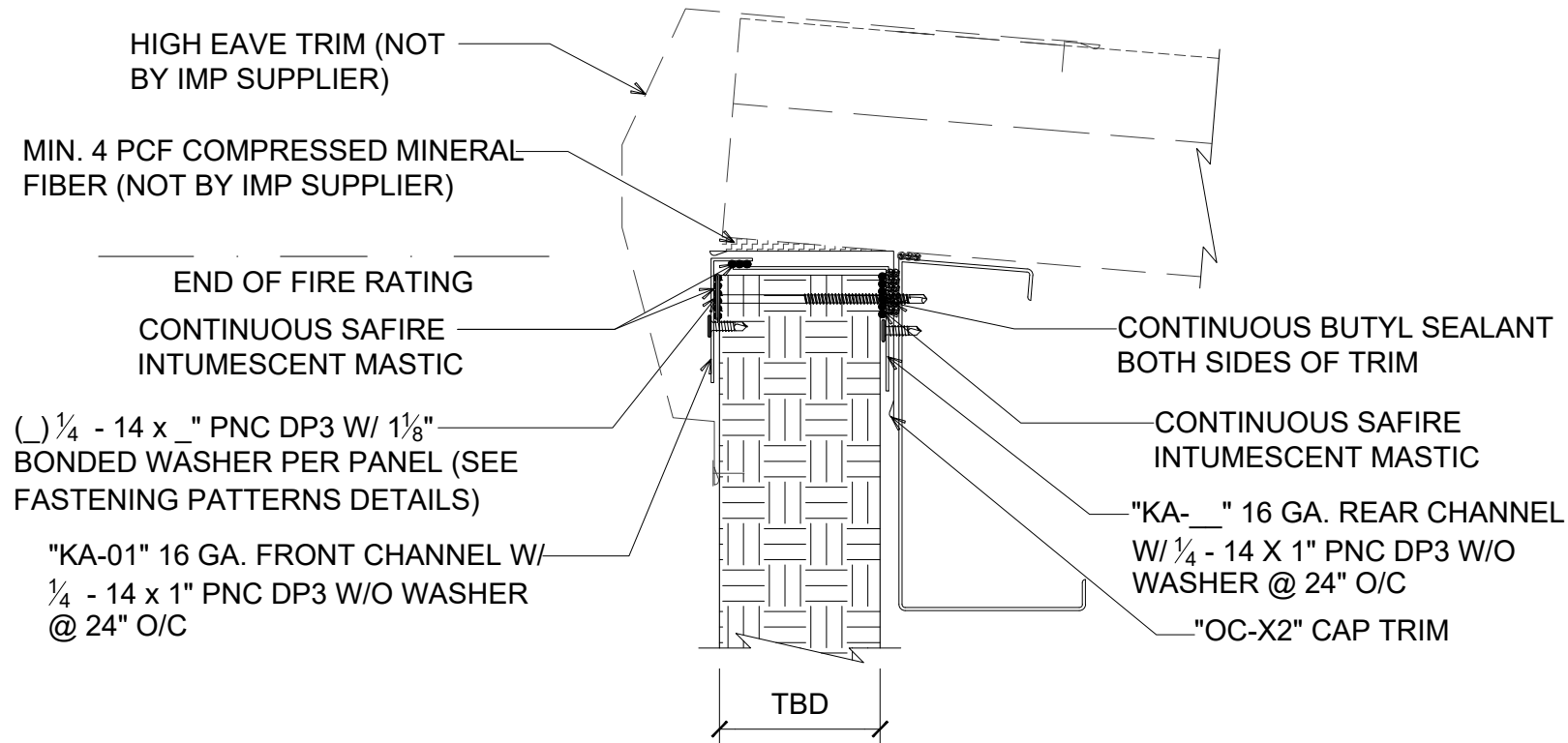
DATE:
10/16/23

DRAWN BY:
MMF

SHEET:
1 OF 1

NOTE: DETAIL DEPICTS PANEL SECTION BETWEEN JOINTS AND FASTENING REQUIREMENTS

NOTE: REFER TO ROOF DETAILS FOR ROOF INSTALLATION



#M WALL TO ROOF AT MID-PANEL

(SECTION VIEW)

DETAIL:

WALL TO ROOF - HIGH EAVE

929 ALDRIDGE ROAD
VACAVILLE, CA 94688
TEL: (707) 359-2280
FAX: (707) 359-2286
WWW.AWIPANELS.COM

All Weather
Insulated Panels



APPLICATION:
VERTICAL FIRE WALL, COMMERCIAL & INDUSTRIAL

AWIP DETAIL NUMBER:
MW-ACH-PT-012_M

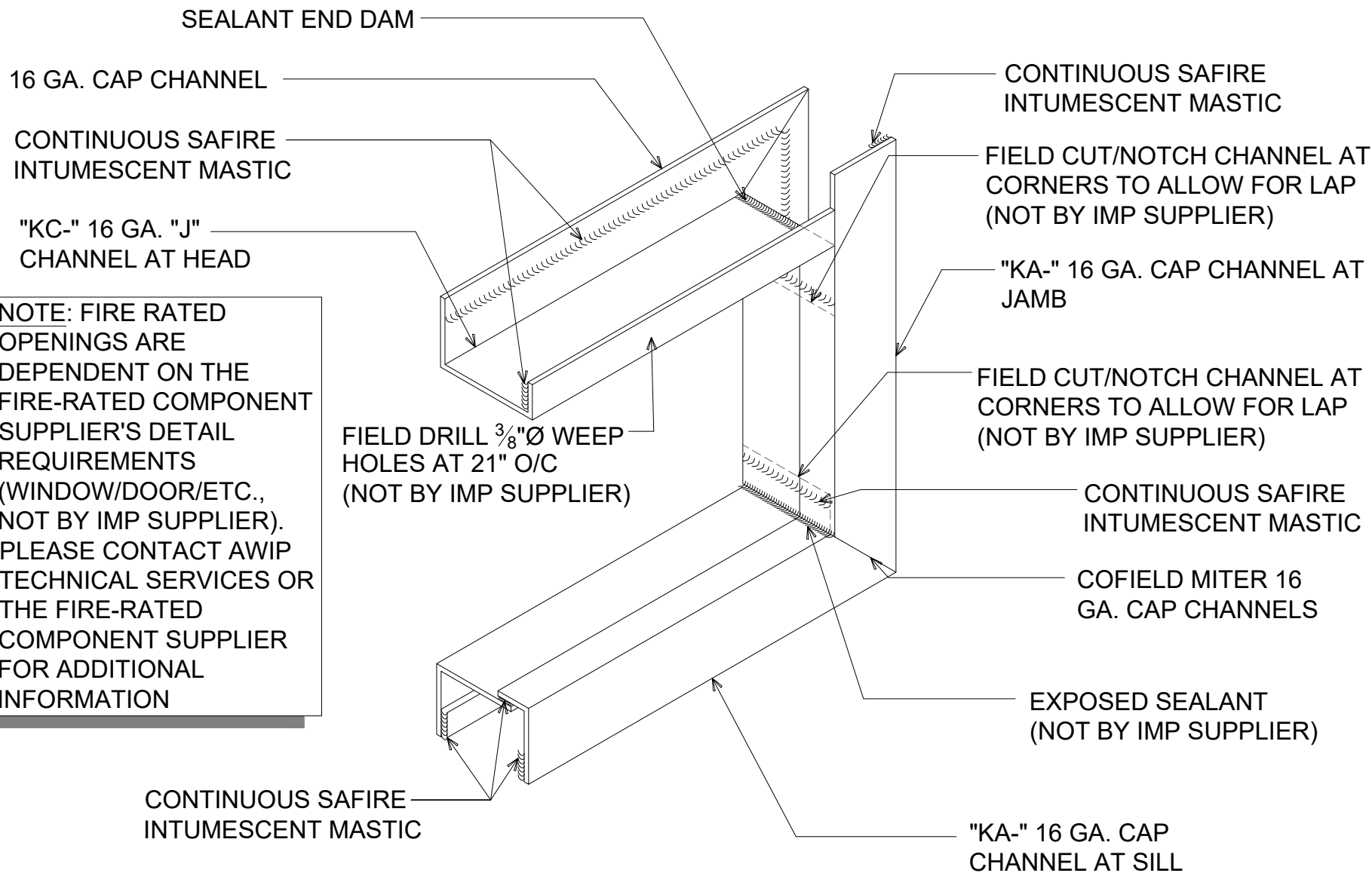
DATE: 06/12/25

DRAWN BY:
MMF

SHEET:

1

OF 1



NOTE: FIRE RATED OPENINGS ARE DEPENDENT ON THE FIRE-RATED COMPONENT SUPPLIER'S DETAIL REQUIREMENTS (WINDOW/DOOR/ETC., NOT BY IMP SUPPLIER). PLEASE CONTACT AWIP TECHNICAL SERVICES OR THE FIRE-RATED COMPONENT SUPPLIER FOR ADDITIONAL INFORMATION

16 GA. CAP CHANNELS AT FRAMED OPENING

(ISOMETRIC VIEW)

DETAIL:

SPECIAL ASSEMBLY - CAP CHANNELS

APPLICATION:

VERTICAL FIRE WALL, COMMERCIAL & INDUSTRIAL

AWIP DETAIL NUMBER:

MWW-ACI-SA-010

929 ALDRIDGE ROAD
VACAVILLE, CA 95688
TEL: (707) 359-2280
FAX: (707) 359-2286
WWW.AWIPANELS.COM



SHEET:

1

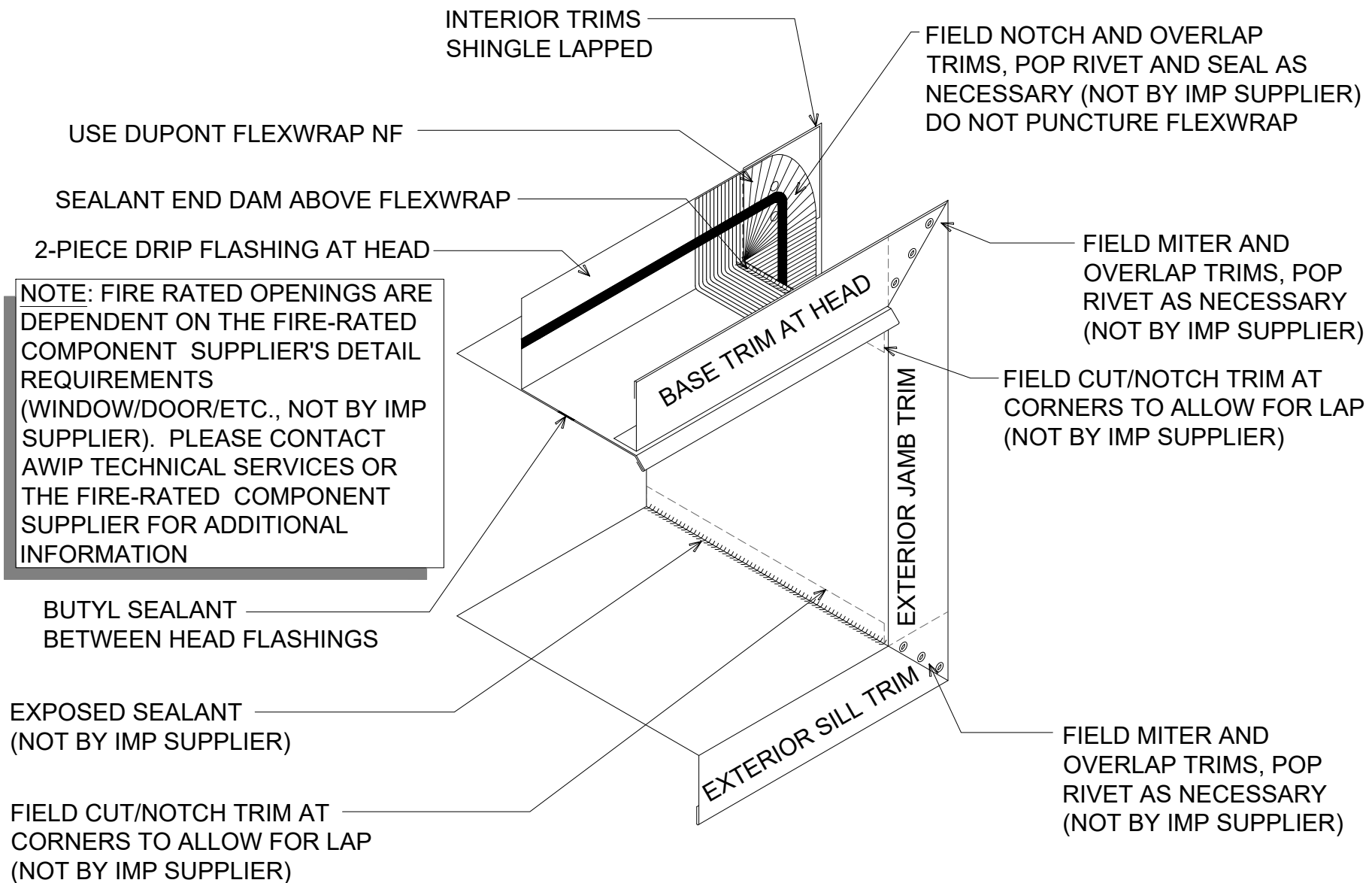
OF 1

DATE:

01/10/24

DRAWN BY:

MMF



#

TRIM AT FRAMED OPENING

(ISOMETRIC VIEW)

DETAIL:

TRIM APPLICATION - FRAMED OPENING

APPLICATION:

VERTICAL FIRE WALL, COMMERCIAL & INDUSTRIAL

AWIP DETAIL NUMBER:

MVW-ACI-TA-010

929 ALDRIDGE ROAD
VACAVILLE, CA 95688
TEL: (707) 359-2280
FAX: (707) 359-2286
WWW.AWIPANELS.COM

All Weather
Insulated Panels



SHEET:

DATE:
06/02/23

DRAWN BY:
MMF

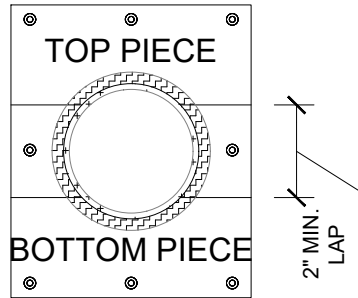
1

OF 1

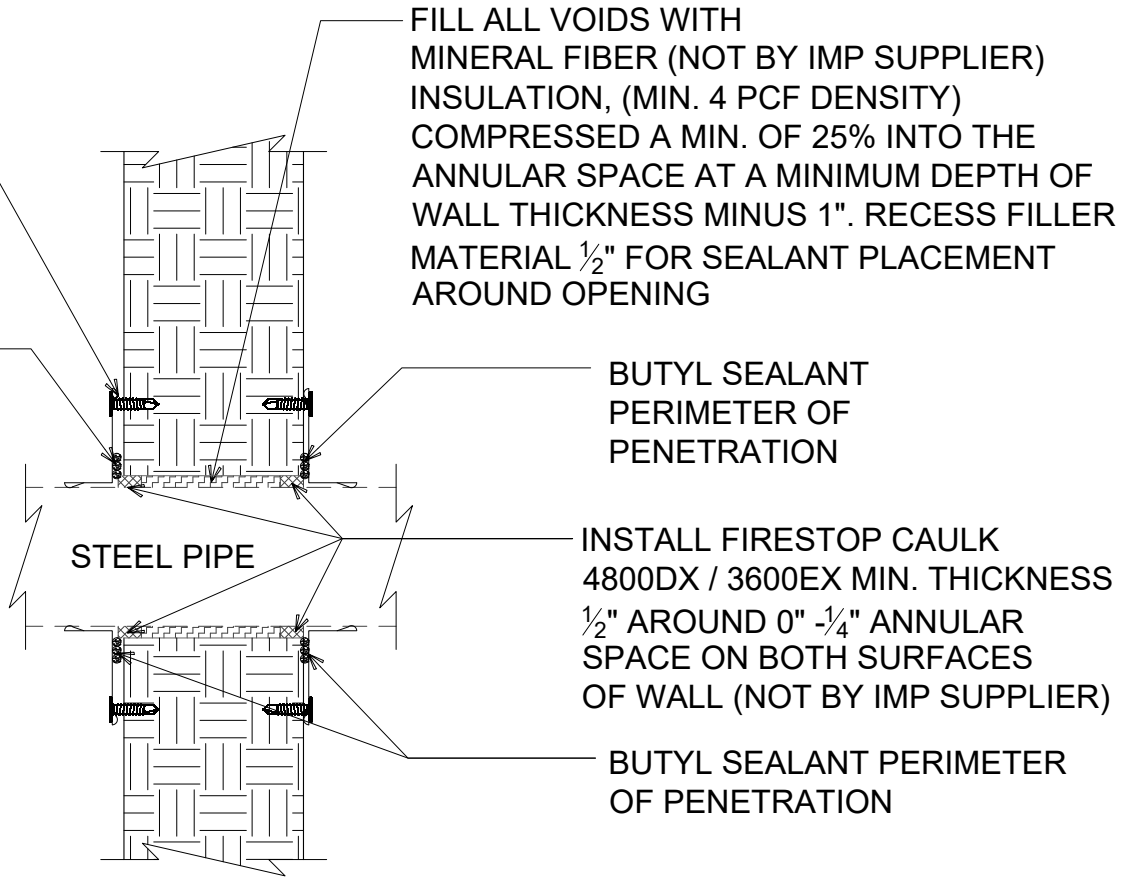
AVOID LOCATING PENETRATIONS AT
JOINT LOCATIONS

FIELD BENT TRIM W/
SEALANT & #12 HEX-HEAD
COLOR MATCH FASTENER

BUTYL SEALANT
PERIMETER OF
PENETRATION



NOTE: PROJECT FIRE
CONSULTANT TO
REVIEW AND APPROVE.



CUT TRIMS ON SITE TO FIT

WALL PENETRATION

(SECTION VIEW)

DETAIL:

PANEL PENETRATION

APPLICATION:

VERTICAL FIRE WALL, COMMERCIAL & INDUSTRIAL

AWIP DETAIL NUMBER:

MVW-ACI-PP-010

DATE:

06/02/23

DRAWN BY:

MMF

SHEET:

1

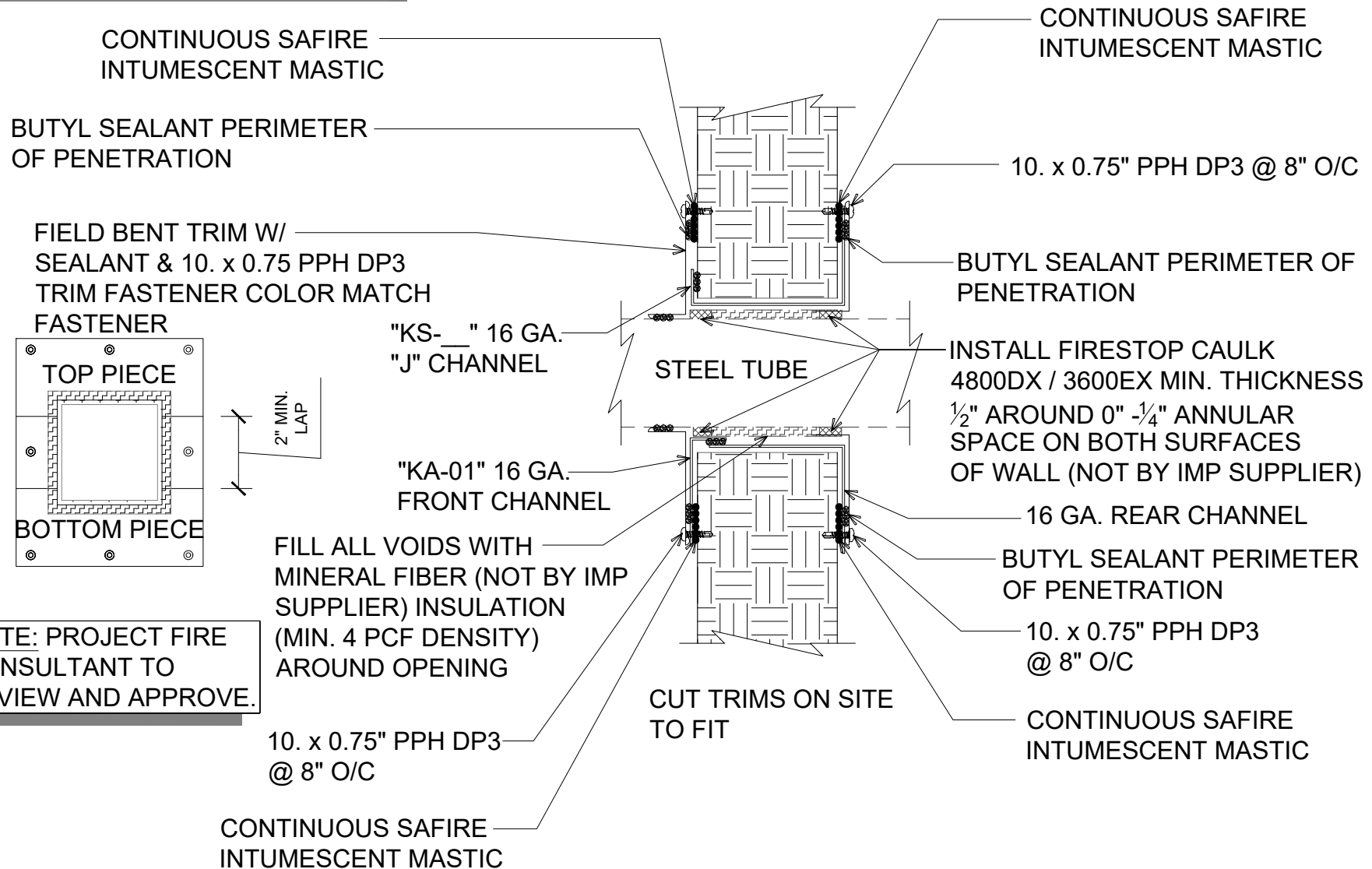
OF 1

929 ALDRIDGE ROAD
VACAVILLE, CA 95688
TEL: (707) 359-2280
FAX: (707) 359-2286
WWW.AWIPANELS.COM

All Weather
Insulated Panels



AVOID LOCATING PENETRATIONS AT JOINT LOCATIONS



NOTE: PROJECT FIRE CONSULTANT TO REVIEW AND APPROVE.

#

STRUCTURAL MEMBER PENETRATION

(SECTION VIEW)

DETAIL: PANEL PENETRATION - STRUCTURAL MEMBER

DATE:	11/08/23	SHEET:	1 OF 1
DRAWN BY:	MMF		
APPLICATION:	VERTICAL FIRE WALL, COMMERCIAL & INDUSTRIAL		
AWIP DETAIL NUMBER:	MWV-ACI-PP-011		

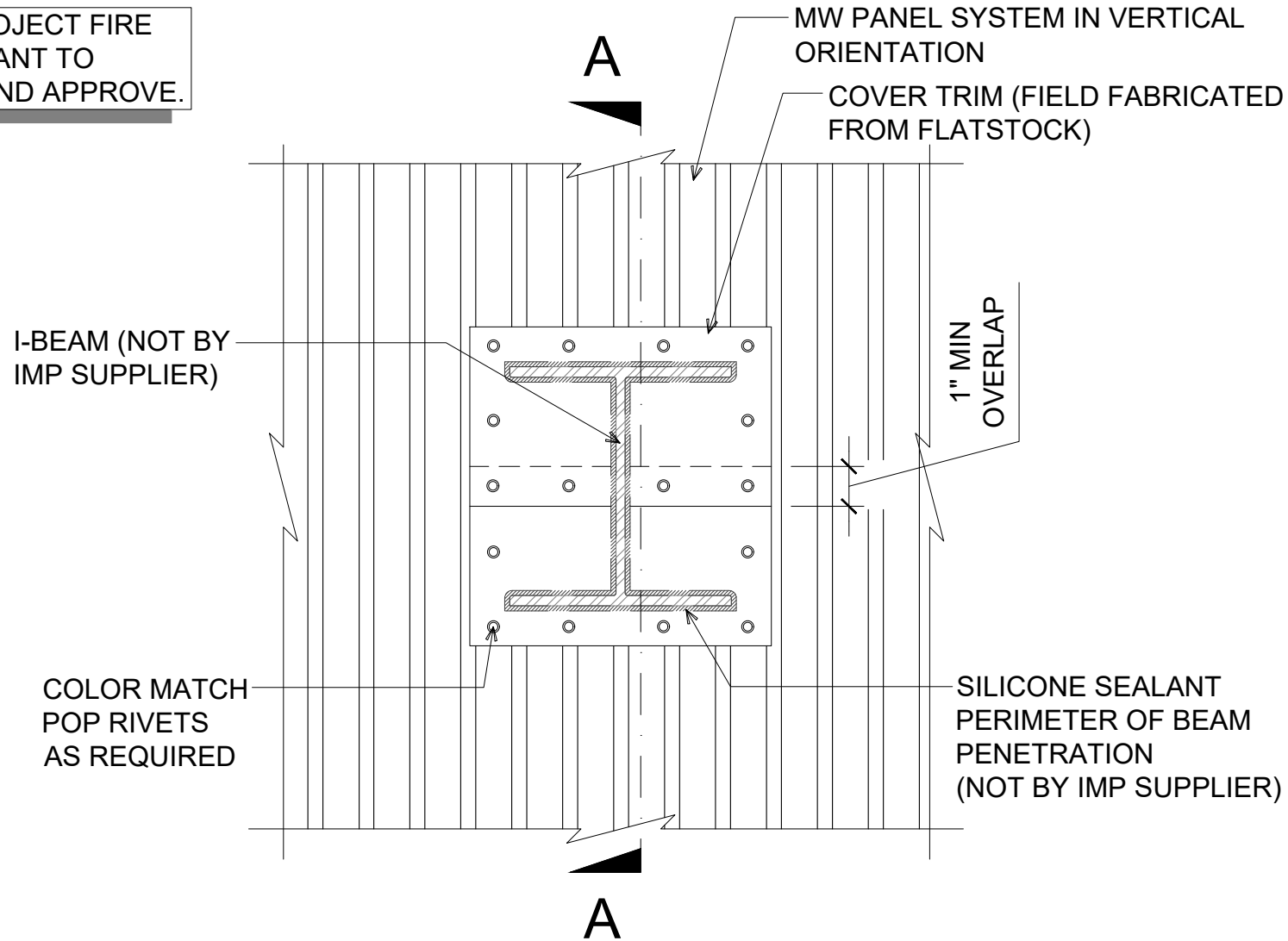
929 ALDRIDGE ROAD
VACAVILLE, CA 95688
TEL: (707) 359-2280
FAX: (707) 359-2286
WWW.AWIPANELS.COM

All Weather
Insulated Panels



NOTE: REFER TO DETAIL _E FOR
EDGE METAL ASSEMBLY
INFORMATION.

NOTE: PROJECT FIRE
CONSULTANT TO
REVIEW AND APPROVE.



#

I-BEAM PENETRATION

(FRONT VIEW)

DETAIL:

PANEL PENETRATION - I-BEAM

APPLICATION:

VERTICAL FIRE WALL, COMMERCIAL & INDUSTRIAL

AWIP DETAIL NUMBER:

MVW-ACI-PP-012

929 ALDRIDGE ROAD
VACAVILLE, CA 95688
TEL: (707) 359-2280
FAX: (707) 359-2286
WWW.AWIPANELS.COM

All Weather
Insulated Panels



SHEET:

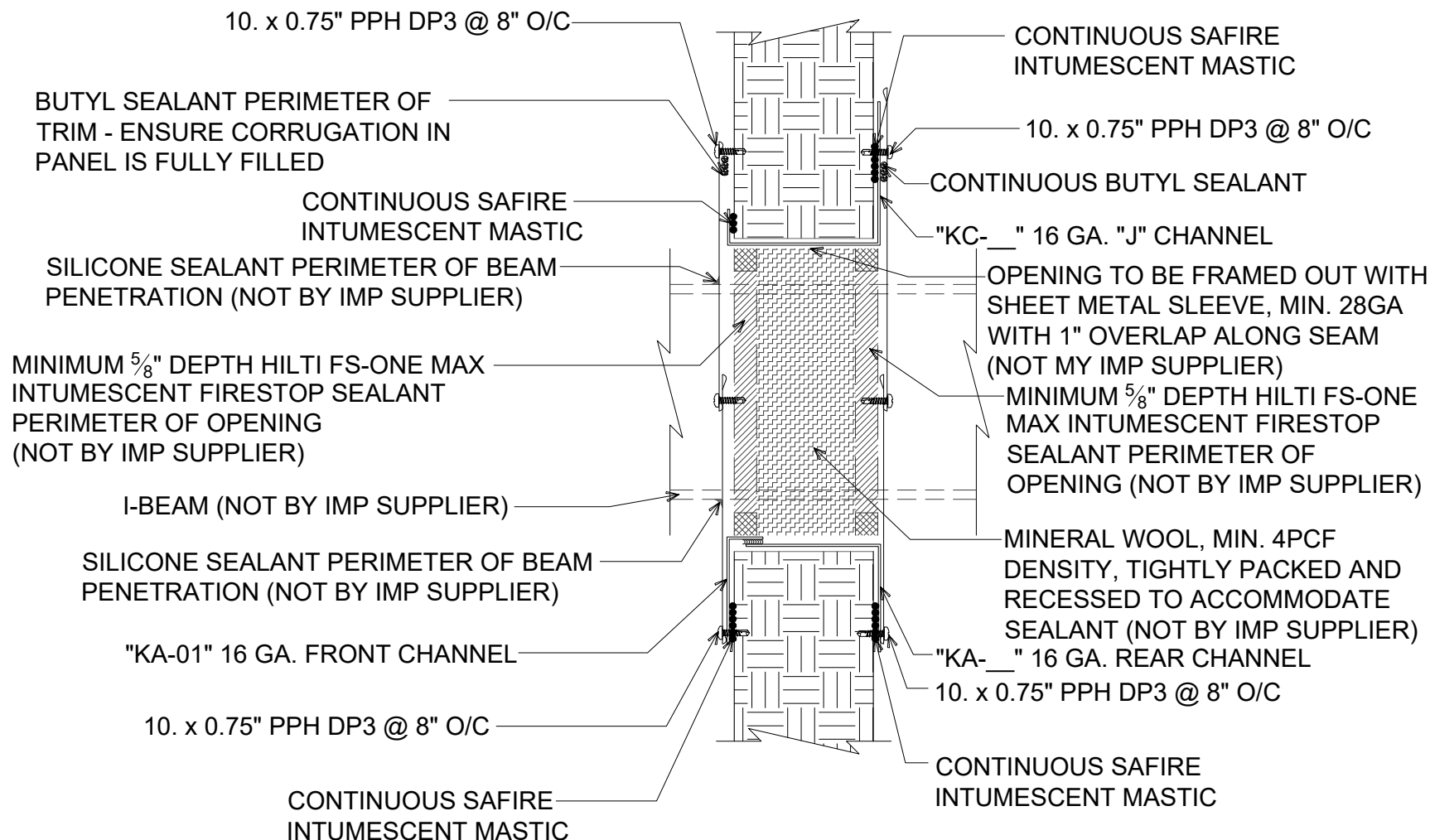
DATE:
06/02/23

DRAWN BY:
MMF

1 OF 1

NOTE: PROJECT FIRE
CONSULTANT TO
REVIEW AND APPROVE.

AVOID LOCATING
PENETRATIONS AT JOINT
LOCATIONS



SECTION A-A

#E I-BEAM PENETRATION

(FRONT VIEW)

DETAIL:
PANEL PENETRATION - I-BEAM

929 ALDRIDGE ROAD
VACAVILLE, CA 94688
TEL: (707) 359-2280
FAX: (707) 359-2286
WWW.AWIPANELS.COM

All Weather
Insulated Panels



APPLICATION:

VERTICAL FIRE WALL, COMMERCIAL & INDUSTRIAL

AWIP DETAIL NUMBER:

MW-AI-PP-012_A

SHEET:

DATE: 04/25/24

DRAWN BY: MMF

1

OF 1